

2017

Product Manual

AGRICULTURE IRRIGATION



SUN - RAINMAN

PROFITABLY PROVIDING HIGH VALUE PRODUCTS AND SERVICES
THAT PROMOTE THE SMART IRRIGATION
AND WATER SOLUTION APPLICATIONS, SUPPORT
A SUSTAINABLE FUTURE.



FOR MORE INFORMATION : www.zm-irrigation.com
OR SEND E-MAIL TO : tonymo@sun-rainman.com



目录 CONTENTS

企业简介	COMPANY INTRODUCTION	01
企业愿景	MISSION	02
金属摇臂喷头	METAL IMPACT SPRINKLER	03-18
塑料摇臂喷头	PLASTIC IMPACT SPRINKLER	19-36
摇臂喷头附件系列	ACCESSORIES FOR IMPACT SPRINKLER	37-38
地埋喷头	POP-UP SPRINKLER	39-45
地埋灌溉附件(接头、取水阀、千秋架等)	ACCESSORIES FOR POP-UP IRRIGATION SYSTEM (FITTINGS \ QUICK COUPLING VALVE \ SWING JOINT)	46
微喷系列	MODULAR GROUP	47-51
雾化喷头	FOGGER	52
滴头系列	I-DRIP IRRIGATION PRODUCTS & KITS	53-56
微喷头、雾化喷头附件系列	ACCESSORIES FOR MICRO SPRAYER \ FOGGER	57-58
鞍座系列	SUPER CLAMP SADDLES	59-60
接头、小球阀、工具系列	ACCESSORIES FOR IRRIGATION SYSTEM (FITTINGS \ MINI VALVES \ SIMPLE TOOLS)	61-62
过滤器系列	FILTERS (SCREEN & DISC FILTERS)	63-64
过滤器附件系列	ACCESSORIES FOR FILTERS	65-66
塑料电磁阀系列	PLASTIC SOLENOID VALVE	67-68



**SMART IRRIGATION,
CREATE GREEN LIVES!**



追求

Profitably providing high value products and services that promote the smart irrigation and water solution applications, support a sustainable future;
Achieving customer satisfaction by meeting or exceed customer expectations;
Achieving employees' value by more training and supporting.

——张建平





www.zm-irrigation.com

www.zm-irrigation.com

www.zm-irrigation.com

www.zm-irrigation.com



www.zm-irrigation.com



企业简介

- 余姚市阳光雨人灌溉设备厂是一家专业的现代化节水灌溉设备、净水设备制造商，目前我们设计制造的产品广泛应用于农业灌溉、园林灌溉、草坪灌溉、温室大棚灌溉；工业除尘、畜牧业降温以及灌溉水处理、污水处理等领域。
- 一支优秀的经营团队，16年经验累积，50几款摇臂喷头的设计制造，60项专利，与来自76个国家的国际灌溉品牌公司建立长期稳定的合作关系。在此基础上，阳光雨人设计制造的塑料摇臂喷头、锌合金摇臂喷头、全铜摇臂喷头、金属喷枪、微喷头、埋地式喷头、网式过滤器、叠片式过滤器、塑料取水阀、铜取水阀、塑料电磁阀、铜电磁阀以及各类灌溉系统附件，已经畅销国际市场，为诸多国际知名品牌灌溉公司提供了OEM,ODM服务。
- 以专业团队的百分百专注，为广大客户提供高品质的产品与服务是我们不懈的追求；我们期待与您建立稳定的合作关系！
- 相信中国！相信中国制造！相信阳光雨人！让我们携手共创辉煌！

www.zm-irrigation.com

www.zm-irrigation.com

www.zm-irrigation.com

www.zm-irrigation.com



www.zm-irrigation.com

www.zm-irrigation.com

www.zm-irrigation.com



www.zm-irrigation.com



- YuYao Sun-Rainman Irrigation Equipment Factory specializes in producing the irrigation equipments for agriculture irrigation, garden irrigation, landscape irrigation, turf irrigation, greenhouse irrigation, mining dust solution, water treatment and so on.
- With a professional manufacturing experience of more than 16 years, we have built up a professional team to offer high quality products and services to our customers; Now our products, which are made of high quality copper alloy, zinc alloy, and durable engineering plastic, are with exquisite design, advanced technology and reliable quality .
Based on our nonstop-hardworking and good quality products improvements, Sun-Rainman have been cooperating with many top brand companies all over the world. Our plastic impact sprinkler, zinc alloy impact sprinkler, brass impact sprinkler, water gun sprayer, micro sprayer, pop-up sprinkler, screen filter, disc filter, plastic quick coupling valve, brass quick coupling valve, plastic solenoid valve, brass solenoid valve and accessories have been warmly welcomed in more than 76 countries, including the OEM & ODM services for quite a lot of top brand irrigation companies.
- Our designing and developing departments may process products based on your requirement. We sincerely expect to form more and friendly cooperation ship with our clients all over the world.
- Trust China, trust Chinese suppliers, trust SUN-RAINMAN, we are ready here to do the best services for you!

www.zm-irrigation.com

www.zm-irrigation.com

SUN - RAINMAN



企业愿景

- 以给客户提供高品质、高性价比的促进现代化智能灌溉行业和水处理行业发展的产品和服务为盈利基础，创造一个可持续发展的未来。
- 通过达到或者超过客户的期望值来实现客户的满意度。
- 通过更多的实训和支持实现每一个员工的价值。

MISSION

- Profitably providing high value products and services that promote the smart irrigation and water solution applications, support a sustainable future.
- Achieving customer satisfaction by meeting or exceed customer expectations.
- Achieving employees' value by more training and supporting.



AGRICULTURE

METAL IMPACT SPRINKLER

APPLICATIONS

1. USAGE

- Designed for agricultural use in solid set, hand lines; Can also be used in landscape irrigation;

2. FEATURES

- Powder coated zinc die cast construction ;
- Stainless steel springs and fulcrum pin ;
- 1/2" BSP / NPT male thread , with O-ring ;
- Dual nozzle design , with a better performance ;



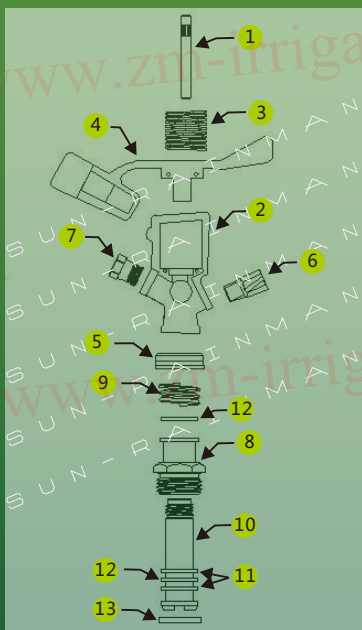
OPERATING RANGE

WORKING PRESSURE: 2.0 - 4.0 bar

FLOW RATE: 0.36 - 1.58m³/h

SPRAY RADIUS: 10.5 - 13m.

PARTS & ACCESSORIES



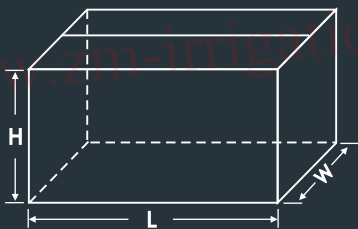
#	Part No.	Material	Qty
1	8029-1	S.S.304	1
2	8029-2	ZINC ALLOY	1
3	8029-3	S.S.304	1
4	8029-4	ZINC ALLOY	1
5	8029-5	POM	1
6	8029-6	BRASS	1
7	8029-7	BRASS	1
8	8029-8	BRASS	1
9	8029-9	S.S.304	1
10	8029-10	BRASS	1
11	8029-11	RUBBER	2
12	8029-12	TEFLON	1
13	8029-13	RUBBER	1

Nozzle specification data sheet

8029 XX XX		
Part No.	Nozzle Size	Nozzle Size
8029	XX	XX
Nozzle Size	Inch	MM
06	3/32"	2.40
08	1/8"	3.20
09	9/64"	3.60
10	5/32"	4.00
PG	PLUG	PLUG

www.zm-irrigation.com

■ PACKAGING



Item#	Qty/ctn	N.W./ctn	G.W./ctn	L x W x H (cm)	M3
RM8029	75	16.15Kgs	16.65Kgs	48.5 x 25.5 x 13.5	0.018



Performance data

Nozzle Size	mm	2.38 x 2.38mm			3.17 x 2.38mm			3.57 x 2.38mm			3.96 x 2.38mm		
		2.0	3.0	4.0	2.0	3.0	4.0	2.0	3.0	4.0	2.0	3.0	4.0
Pre.	kg/cm ²	2.0	3.0	4.0	2.0	3.0	4.0	2.0	3.0	4.0	2.0	3.0	4.0
Flow Rate	m ³ /h	0.63	0.78	0.89	0.85	1.05	1.21	0.94	1.16	1.33	1.13	1.38	1.58
Rad.	m	10.50	11.50	12.00	11.50	12.00	12.50	11.75	12.00	12.50	11.75	12.50	13.00



AGRICULTURE

BRASS IMPACT SPRINKLER

APPLICATIONS

1. USAGE

- Designed for agricultural use in solid set, hand lines; Can also be used in landscape irrigation;



RM8015

2. FEATURES

- Solid brass construction
- Stainless steel springs and fulcrum pin
- 1/2" BSP / NPT male thread with O-ring
- Dual nozzle design provides outstanding uniformity;

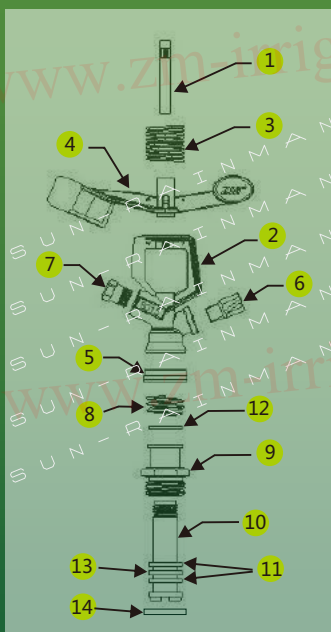
OPERATING RANGE

WORKING PRESSURE: 2.0 - 4.0 bar

FLOW RATE: 0.636 - 2.256m³/h

SPRAY RADIUS: 11.00 - 15.50m.

PARTS & ACCESSORIES



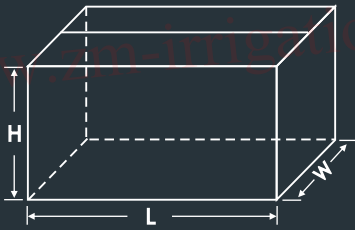
#	Part No.	Material	Qty
1	8015-1	S.S.304	1
2	8015-2	BRASS	1
3	8015-3	S.S.304	1
4	8015-4	BRASS	1
5	8015-5	POM	1
6	8015-6	BRASS	1
7	8015-7	BRASS	1
8	8015-8	S.S.304	1
9	8015-9	BRASS	1
10	8015-10	BRASS	1
11	8015-11	RUBBER	2
12	8015-12	TEFLON	1
13	8015-13	TEFLON	1
14	8015-14	RUBBER	1

Nozzle specification data sheet

8015 XX XX		
Part No.	Nozzle Size	Nozzle Size
8015	XX	XX
Nozzle Size	Inch	MM
06	3/32"	2.38
07	7/64"	3.17
08	1/8"	3.57
09	9/64"	3.96
10	5/32"	4.36
PG	PLUG	PLUG

www.zm-irrigation.com

■ PACKAGING



Item#	Qty/ctn	N.W./ctn	G.W./ctn	L x W x H (cm)	M3
RM8015	75	14.00Kgs	14.55Kgs	45 x 26 x 13.5	0.018



Performance data

Nozzle Size		9/64" X Plug								5/32" X Plug								11/64" X Plug								3/16" X Plug								13/64" X Plug							
Pre.	kg/cm ²	1.75	2.10	2.45	2.80	3.15	3.50	4.20	1.75	2.10	2.45	2.80	3.15	3.50	4.20	1.75	2.10	2.45	2.80	3.15	3.50	4.20	1.75	2.10	2.45	2.80	3.15	3.50	4.20	1.75	2.10	2.45	2.80	3.15	3.50	4.20					
Flow Rate	m ³ /h	0.636	0.696	0.752	0.804	0.853	0.899	0.985	0.782	0.857	0.925	0.989	1.049	1.106	1.210	0.948	1.039	1.122	1.199	1.272	1.341	1.475	1.130	1.238	1.357	1.429	1.516	1.598	1.770	1.323	1.449	1.565	1.673	1.775	1.871	2.150					
Rad.	m	11.00	11.00	12.00	12.00	13.00	13.00	13.50	12.00	12.00	13.00	13.50	14.00	14.00	14.50	12.00	13.00	13.50	13.50	14.00	14.00	14.50	13.00	13.50	13.50	14.00	14.00	14.50	15.50	13.50	14.00	14.50	14.50	15.50	16.00	16.50					

Nozzle Size		3.57 X 2.38 9/64" X 3/32"								3.96 X 2.38 5/32" X 3/32"								4.36 X 2.38 11/64" X 3/32"								4.36 X 3.17 3/16" X 1/8"								5.15 X 3.17 13/64" X 1/8"							
Pre.	kg/cm ²	1.75	2.10	2.45	2.80	3.15	3.50	4.20	1.75	2.10	2.45	2.80	3.15	3.50	4.20	1.75	2.10	2.45	2.80	3.15	3.50	4.20	1.75	2.10	2.45	2.80	3.15	3.50	4.20	1.75	2.10	2.45	2.80	3.15	3.50	4.20					
Flow Rate	m ³ /h	0.906	0.976	1.070	1.124	1.233	1.309	1.435	1.082	1.187	1.285	1.319	1.449	1.526	1.680	1.238	1.369	1.472	1.599	1.672	1.771	1.935	1.670	1.838	1.997	2.169	2.256	2.378	2.620	1.863	2.049	2.215	2.363	2.435	2.641	2.930					
Rad.	m	11.00	11.00	11.50	11.50	12.50	13.00	13.50	11.50	11.50	12.00	13.00	13.00	14.00	14.50	12.00	12.50	13.00	13.00	13.50	14.00	14.50	12.50	13.00	13.00	13.50	14.00	14.50	15.50	13.00	13.50	14.00	14.00	15.00	15.50	16.50					



AGRICULTURE

METAL IMPACT SPRINKLER

APPLICATIONS

1. USAGE

- Designed for agricultural use in solid set, hand lines; Can also be used in landscape irrigation;

2. FEATURES

- Powder coated zinc die cast construction
- Stainless steel springs and fulcrum pin
- 1/2" BSP / NPT male thread with O-ring
- 20° to 340° arc or full circle operation ;
- Anti-backsplash drive arm;
- Stainless steel trip collars;



RM8028

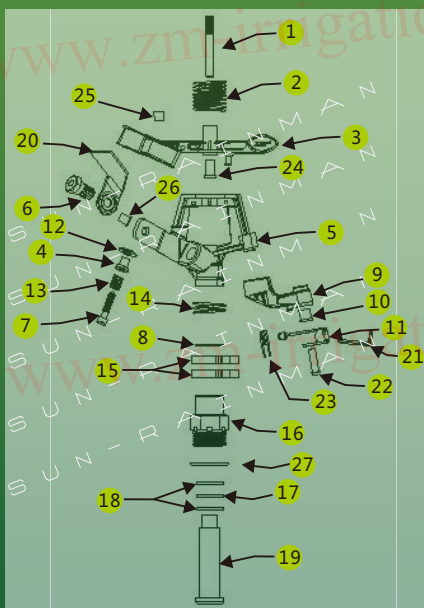
OPERATING RANGE

WORKING PRESSURE: 2.0 - 4.0 bar

FLOW RATE: 0.36 - 1.58m³/h

SPRAY RADIUS: 10.5 - 13m.

PARTS & ACCESSORIES

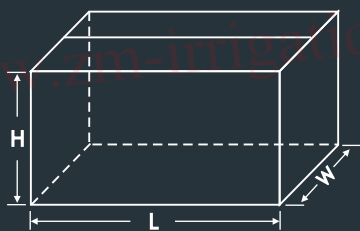


#	Part No.	Material	Qty
1	8028-1	SS304	1
2	8028-2	SS304	1
3	8028-3	ZINC ALLOY	1
4	8028-4	BRASS	1
5	8028-5	ZINC ALLOY	1
6	8028-6	BRASS	1
7	8028-7	SS304	1
8	8028-8	TEFLON	1
9	8028-9	ZINC ALLOY	1
10	8028-10	POM	1
11	8028-11	SS304	1
12	8028-12	SS304	1
13	8028-13	SS304	1
14	8028-14	SS304	1
15	8028-15	SS304	2
16	8028-16	BRASS	1
17	8028-17	TEFLON	1
18	8028-18	RUBBER	2
19	8028-19	BRASS	1
20	8028-20	SS304	1
21	8028-21	SS304	1
22	8028-22	SS304	1
23	8028-23	SS304	1
24	8028-24	POM	1
25	8028-25	RUBBER	1
26	8028-26	BRASS	1
27	8028-27	RUBBER	1

Nozzle specification data sheet

8028 XX XX		
Part No.	Nozzle Size	Nozzle Size
8028	XX	XX
Nozzle Size	Inch	MM
09	9/64"	3.60
10	5/32"	4.00
11	11/64"	4.40
12	3/16"	4.80

■ 包装



Item#	Qty/ctn	N.W./ctn	G.W./ctn	L x W x H (cm)	M3
RM8028	32	7.04Kgs	7.50Kgs	46 x 43x 12	0.024



Performance data

Nozzle Size	Pre.	PSI	25	30	35	40	45	50	55
			Bars	1.72	2.07	2.41	2.76	3.10	3.45
3.57mm	Rad.	Feet	33	37	39	42	45	45	46
		Meter	10.06	11.28	11.89	12.80	13.72	13.72	14.02
3.96mm	Flow Rate	GPM	2.79	3.13	3.47	3.74	4.01	4.13	4.17
		L/Min	10.55	11.83	13.12	14.14	15.16	15.61	17.77
3.96mm	Rad.	Feet	35	39	42	43	44	47	48
		Meter	10.67	11.89	12.80	13.11	13.41	14.33	14.63
4.36mm	Flow Rate	GPM	3.54	3.94	4.35	4.62	4.90	5.17	5.44
		L/Min	13.40	14.94	16.49	17.52	18.55	19.58	20.61
4.36mm	Rad.	Feet	37	41	43	45	46	48	48
		Meter	11.28	12.50	13.11	13.72	14.02	14.63	14.63
4.76mm	Flow Rate	GPM	4.22	4.62	5.03	5.37	5.64	6.05	6.39
		L/Min	15.95	17.46	19.01	20.30	21.32	22.87	24.15
4.76mm	Rad.	Feet	37	40	44	45	45	48	48
		Meter	11.28	12.20	13.41	13.72	13.72	14.63	14.63
4.76mm	Flow Rate	GPM	4.96	5.31	5.84	6.32	6.66	7.01	7.34
		L/Min	18.75	20.07	22.08	23.89	25.17	26.50	27.75



AGRICULTURE

BRASS IMPACT SPRINKLER

■ APPLICATIONS

1. USAGE

- Designed for agricultural use in solid set, hand lines; Can also be used in landscape irrigation;

2. FEATURES

- Heavy duty brass construction
- Stainless steel springs and fulcrum pin
- 3/4" BSP / NPT male thread with O-ring
- Dual nozzle design with a better performance ;
- Chemically resistant washers ;



RM8034D

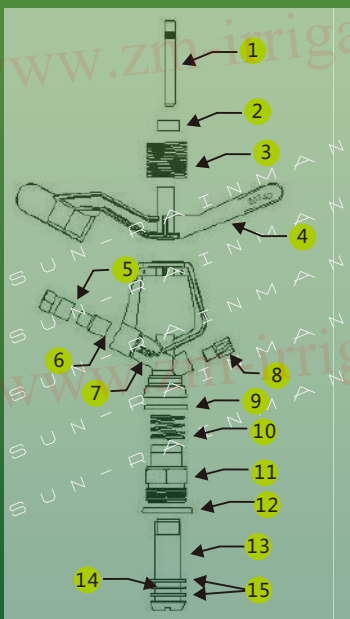
■ OPERATING RANGE

WORKING PRESSURE: 1.7 - 5.5 bar

FLOW RATE: 0.66 - 3.27m³/h

SPRAY RADIUS: 13.1 - 18.4m.

■ PARTS & ACCESSORIES

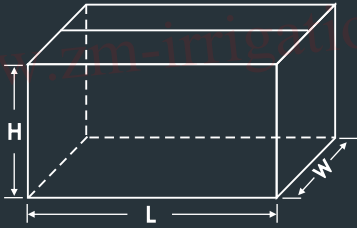


#	Part No.	Material	Qty
1	8034D-1	S.S.304	1
2	8034D-2	PE	1
3	8034D-3	S.S.304	1
4	8034D-4	BRASS	1
5	8034D-5	BRASS	1
6	8034D-6	POM	1
7	8034D-7	BRASS	1
8	8034D-8	BRASS	1
9	8034D-9	POM	1
10	8034D-10	S.S.304	1
11	8034D-11	BRASS	1
12	8034D-12	RUBBER	1
13	8034D-13	BRASS	1
14	8034D-14	TEFLON	1
15	8034D-15	RUBBER	2

Nozzle specification data sheet

8034D XX XX		
Part No.	Nozzle Size	Nozzle Size
8034D	XX	XX
Nozzle Size	Inch	MM
06	3/32"	2.38
08	1/8"	3.17
09	9/64"	3.57
10	5/32"	3.96
11	11/64"	4.36
12	3/16"	4.76
13	13/64"	5.15
14	7/32"	5.55
PG	PLUG	PLUG

■ PACKAGING



Item#	Qty/ctn	N.W./ctn	G.W./ctn	L x W x H (cm)	M3
RM8034D	50	18.00Kgs	19.20Kgs	53 x 36 x 19	0.036



Performance data

Nozzle Size		9/64" X Plug					5/32" X Plug					11/64" X Plug					3/16" X Plug					13/64" X Plug					7/32" X Plug																						
Pre.	kg/cm ²	1.70	2.00	2.50	3.00	3.50	4.00	4.50	5.00	1.70	2.00	2.50	3.00	3.50	4.00	4.50	5.00	1.70	2.00	2.50	3.00	3.50	4.00	4.50	5.00	1.70	2.00	2.50	3.00	3.50	4.00	4.50	5.00	1.70	2.00	2.50	3.00	3.50	4.00	4.50	5.00	1.70	2.00	2.50	3.00	3.50	4.00	4.50	5.00
Flow Rate	m ³ /h	0.655	0.710	0.790	0.865	0.935	1.000	1.055	1.105	0.800	0.865	0.970	1.060	1.145	1.220	1.290	1.340	0.960	1.040	1.165	1.280	1.380	1.470	1.560	1.625	1.115	1.215	1.365	1.500	1.625	1.740	1.840	1.920	1.315	1.440	1.615	1.770	1.915	2.050	2.170	2.245	1.530	1.670	1.885	2.070	2.245	2.395	2.500	2.560
Rad.	m	12.50	13.00	13.50	13.75	14.00	14.25	14.50	14.50	13.00	13.50	14.00	14.25	14.50	14.75	15.00	15.00	13.50	14.00	14.50	14.75	15.00	15.25	15.50	15.50	14.00	14.50	15.00	15.25	15.50	15.75	16.00	16.00	14.50	15.00	15.50	15.75	16.00	16.25	16.50	16.75	14.75	15.50	16.00	16.25	16.50	16.75	17.00	17.25

Nozzle Size		3.57 X 2.38 9/64" X 3/32"					3.96 X 2.38 5/32" X 3/32"					4.36 X 2.38 11/64" X 3/32"					4.76 X 3.17 3/16" X 1/8"					5.15 X 3.17 13/64" X 1/8"					5.55 X 3.17 7/32" X 1/8"																						
Pre.	kg/cm ²	1.70	2.00	2.50	3.00	3.50	4.00	4.50	5.00	1.70	2.00	2.50	3.00	3.50	4.00	4.50	5.00	1.70	2.00	2.50	3.00	3.50	4.00	4.50	5.00	1.70	2.00	2.50	3.00	3.50	4.00	4.50	5.00	1.70	2.00	2.50	3.00	3.50	4.00	4.50	5.00	1.70	2.00	2.50	3.00	3.50	4.00	4.50	5.00
Flow Rate	m ³ /h	0.950	1.030	1.145	1.254	1.355	1.450	1.530	1.602	1.096	1.185	1.329	1.452	1.568	1.671	1.767	1.835	1.246	1.352	1.514	1.664	1.794	1.911	2.028	2.112	1.650	1.798	2.020	2.220	2.405	2.575	2.723	2.840	1.841	2.016	2.261	2.478	2.681	2.870	3.038	3.143	2.065	2.254	2.544	2.794	3.030	3.233	3.375	3.455
Rad.	m	12.50	13.00	13.50	13.75	14.00	14.25	14.50	14.50	13.00	13.50	14.00	14.25	14.50	14.75	15.00	15.00	13.50	14.00	14.50	14.75	15.00	15.25	15.50	15.50	14.00	14.50	15.00	15.25	15.50	15.75	16.00	16.00	14.50	15.00	15.50	15.75	16.00	16.25	16.50	16.75	14.75	15.50	16.00	16.25	16.50	16.75	17.00	17.25



AGRICULTURE

BRASS IMPACT SPRINKLER

■ APPLICATIONS

1. USAGE

- Designed for agricultural use in solid set, hand lines; Can also be used in landscape irrigation;

2. FEATURES

- Heavy duty brass construction
- Stainless steel springs and fulcrum pin
- 3/4" BSP / NPT male thread
- Dual nozzle design with a better performance;
- 20° to 340° arc or full circle operation;
- Stainless steel trip collars;



RM8041

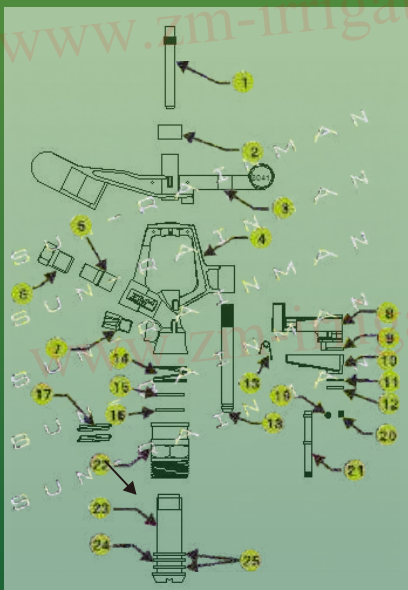
■ OPERATING RANGE

WORKING PRESSURE: 1.7 - 5.5 bar

FLOW RATE: 0.66 - 3.27m³/h

SPRAY RADIUS: 13.1 - 18.4m.

■ PARTS & ACCESSORIES

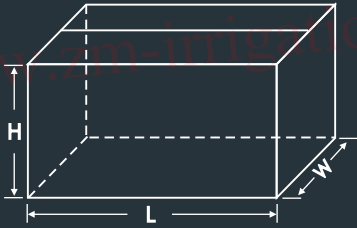


#	Part No.	Material	Qty
1	8041-1	SS.304	1
2	8041-2	POM	1
3	8041-3	BRASS	1
4	8041-4	BRASS	1
5	8041-5	POM	1
6	8041-6	BRASS	1
7	8041-7	BRASS	1
8	8041-8	BRASS	1
9	8041-9	BRASS	1
10	8041-10	BRASS	1
11	8041-11	BRASS	1
12	8041-12	SS.304	1
13	8041-13	SS.304	1
14	8041-14	SS.304	1
15	8041-15	POM	1
16	8041-16	TEFLON	1
17	8041-17	SS.304	2
18	8041-18	SS.304	1
19	8041-19	SS.304	1
20	8041-20	SS.304	1
21	8041-21	SS.304	1
22	8041-22	BRASS	1
23	8041-23	BRASS	1
24	8041-24	TEFLON	1
25	8041-25	RUBBER	2

Nozzle specification data sheet

8041 XX XX		
Part No.	Nozzle Size	Nozzle Size
8041	XX	XX
Nozzle Size	Inch	MM
06	3/32"	2.38
08	1/8"	3.17
09	9/64"	3.57
10	5/32"	3.96
11	11/64"	4.36
12	3/16"	4.76
13	13/64"	5.15
14	7/32"	5.55
PG	PLUG	PLUG

■ PACKAGING



Item#	Qty/ctn	N.W./ctn	G.W./ctn	L x W x H (cm)	M3
RM8041	24	12.48Kgs	13.08Kgs	40 x 33 x 15	0.02



Performance data

Nozzle Size		5/32" X Plug								11/64" X Plug								3/16" X Plug								13/64" X Plug								7/32" X Plug							
Pre.	kg/cm ²	1.75	2.10	2.45	2.80	3.15	3.50	3.85	4.20	1.75	2.10	2.45	2.80	3.15	3.50	3.85	4.20	1.75	2.10	2.45	2.80	3.15	3.50	3.85	4.20	1.75	2.10	2.45	2.80	3.15	3.50	3.85	4.20	1.75	2.10	2.45	2.80	3.15	3.50	3.85	4.20
Flow Rate	m ³ /h	0.795	0.870	0.940	1.010	1.070	1.130	1.185	1.235	0.960	1.050	1.140	1.215	1.290	1.360	1.430	1.480	1.135	1.245	1.355	1.455	1.545	1.630	1.705	1.775	1.835	1.475	1.605	1.725	1.830	1.925	2.010	2.085	1.550	1.715	1.875	2.010	2.135	2.240	2.335	2.405
Rad.	m	12.00	12.00	12.00	13.00	13.00	13.00	14.00	12.00	12.00	13.00	13.00	13.00	14.00	14.00	14.00	12.00	13.00	13.00	13.00	14.00	14.00	14.00	14.00	13.00	13.00	13.00	14.00	14.00	14.00	15.00	13.00	13.00	14.00	14.00	14.00	15.00	15.00	16.00		

Nozzle Size		3.96 X 2.38 5/32" X 3/32"								4.36 X 2.38 11/64" X 3/32"								4.76 X 2.38 3/16" X 3/32"								4.76 X 3.17 3/16" X 1/8"								5.15 X 3.17 13/64" X 1/8"								5.55 X 3.17 7/32" X 1/8"							
Pre.	kg/cm ²	1.75	2.10	2.45	2.80	3.15	3.50	3.85	4.20	1.75	2.10	2.45	2.80	3.15	3.50	3.85	4.20	1.75	2.10	2.45	2.80	3.15	3.50	3.85	4.20	1.75	2.10	2.45	2.80	3.15	3.50	3.85	4.20	1.75	2.10	2.45	2.80	3.15	3.50	3.85	4.20	1.75	2.10	2.45	2.80	3.15	3.50	3.85	4.20
Flow Rate	m ³ /h	1.095	1.190	1.290	1.385	1.470	1.550	1.625	1.690	1.260	1.375	1.490	1.590	1.690	1.785	1.870	1.950	1.430	1.570	1.700	1.830	1.940	2.050	2.145	2.230	1.682	1.848	2.005	2.150	2.290	2.400	2.520	2.630	1.880	2.075	2.255	2.420	2.565	2.700	2.855	2.950	2.095	2.315	2.520	2.700	2.880	3.020	3.155	3.270
Rad.	m	12.50	13.00	13.50	13.50	13.50	14.00	14.00	12.50	13.50	13.50	14.00	14.00	14.50	14.50	13.00	14.00	14.00	14.50	14.50	15.00	15.00	15.50	15.50	13.00	14.00	14.00	14.50	14.50	15.00	15.00	15.50	13.00	14.00	14.50	15.00	15.00	15.50	16.00	13.50	14.50	15.00	15.50	16.00	16.00	16.00			



AGRICULTURE

METAL IMPACT SPRINKLER

APPLICATIONS

1. USAGE

- Designed for agricultural use in solid set, hand lines; Can also be used in landscape irrigation;

2. FEATURES

- Powder coated aluminium die cast construction
- Stainless steel springs and fulcrum pin
- 1" BSP / NPT female thread
- With brass diffuser screw offer a better performance;
- 20° to 340° arc or full circle operation;



OPERATING RANGE

WORKING PRESSURE: 1.5 - 4.0 bar

FLOW RATE: 1.2 - 3.6m³/h

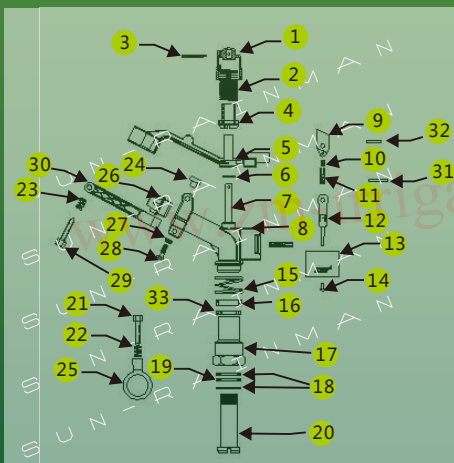
SPRAY RADIUS: 12 - 17m.

PARTS & ACCESSORIES

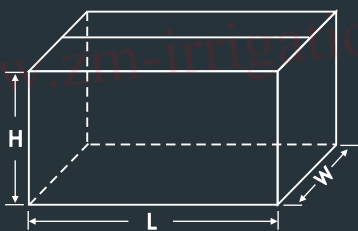
#	Part No.	Material	Qty
1	8019-1	NYLON	1
2	8019-2	SS304	1
3	8019-3	SS304	1
4	8019-4	NYLON	1
5	8019-5	BRASS	1
6	8019-6	TEFLON	1
7	8019-7	SS304	1
8	8019-8	ALALLOY	1
9	8019-9	NYLON	1
10	8019-10	SS304	1
11	8019-11	BRASS	1
12	8019-12	NYLON	1
13	8019-13	NYLON	1
14	8019-14	SS304	1
15	8019-15	SS304	1
16	8019-16	POM	1
17	8019-17	BRASS	1
18	8019-18	RUBBER	2
19	8019-19	TEFLON	1
20	8019-20	BRASS	1
21	8019-21	BRASS	2
22	8019-22	SS304	2
23	8019-23	SS304	1
24	8019-24	NYLON	1
25	8019-25	NYLON	2
26	8019-26	POM	1
27	8019-27	SS304	1
28	8019-28	SS304	1
29	8019-29	BRASS	1
30	8019-30	NYLON	1
31	8019-31	SS304	1
32	8019-32	SS304	1
33	8019-33	TEFLON	1

Nozzle specification data sheet

8019 XX		
Part No.	Nozzle Size	Nozzle Size
8019	XX	
Nozzle Size	Inch	MM
13	13/64"	5.00
15	15/64"	6.00
18	9/32"	7.00



■ PACKAGING



Item#	Qty/ctn	N.W./ctn	G.W./ctn	L x W x H (cm)	M3
RM8019	12	7.74Kgs	8.30Kgs	45 x 20 x 20	0.018



Performance data

Nozzle Size		13/64" (5.00mm)				15/64" (6.00mm)				9/32" (7.00mm)			
Pre.	bar	1.5	2	3	4	1.5	2	3	4	1.5	2	3	4
Rad.	m	12	13	14	16	13	14	15	16.5	13.5	14.5	16	17
Flow Rate	L/m	20	22	27	32	28	32	39	45	37	42	52	60
	m ³ /h	1.2	1.3	1.6	1.9	1.7	1.9	2.3	2.7	2.2	2.5	3.1	3.6



AGRICULTURE

WATER GUN SPRAYER

APPLICATIONS

1. USAGE

- Designed for agricultural use in solid set, hand lines; Can also be used in landscape irrigation;



RM8065

2. FEATURES

- Powder coated aluminium die cast construction
- Stainless steel springs and fulcrum pin
- 1.5" BSP / NPT Female thread brass connector
- Dual nozzle design with a better performance ;
- Dual brass diffuser screw offer a better performance;

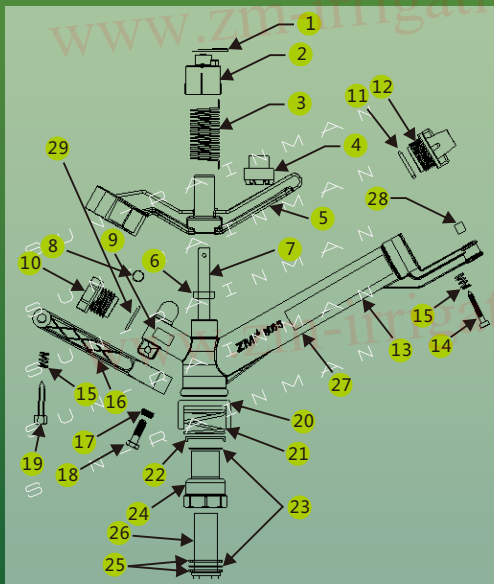
OPERATING RANGE

WORKING PRESSURE: 2.0 - 6.0 bar

FLOW RATE: 5.1 - 24.8m³/h

SPRAY RADIUS: 16 - 29m.

PARTS & ACCESSORIES

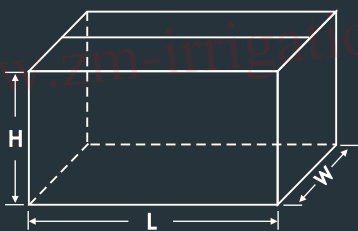


#	Part No.	Material	Qty
1	8065-1	S.S.304	1
2	8065-2	NYLON	1
3	8065-3	S.S.304	1
4	8065-4	NYLON	1
5	8065-5	BRASS	1
6	8065-6	TEFLON	1
7	8065-7	S.S.304	1
8	8065-8	NYLON	1
9	8065-9	POM	1
10	8065-10	POM	1
11	8065-11	RUBBER	1
12	8065-12	POM	1
13	8065-13	POM	1
14	8065-14	BRASS	1
15	8065-15	S.S.304	1
16	8065-16	NYLON	1
17	8065-17	S.S.304	1
18	8065-18	S.S.304	1
19	8065-19	BRASS	1
20	8065-20	NYLON	1
21	8065-21	S.S.304	1
22	8065-22	POM	1
23	8065-23	NYLON	2
24	8065-24	BRASS	1
25	8065-25	RUBBER	2
26	8065-26	BRASS	1
27	8065-27	ALALLOY	1
28	8065-28	BRASS	1

Nozzle specification data sheet

8065 XX XX		
Part No.	Nozzle Size	Nozzle Size
8065	XX	XX
Nozzle Size	Inch	MM
18	9/32"	7.0
20	5/16"	8.0
25	25/64"	10.0
30	15/32"	12.0
35	35/64"	14.0
40	5/8"	16.0

■ PACKAGING



Item#	Qty/ctn	N.W./ctn	G.W./ctn	L x W x H (cm)	M3
RM8065	10	13.0Kgs	14.0Kgs	56 x 40 x 24.5	0.055



Performance data

Nozzle Size		9/32" x 5/16" (7.0 x 8.0mm)				9/32" x 25/64" (7.0 x 10.0mm)				9/32" x 15/32" (7.0 x 12.0mm)				9/32" x 35/64" (7.0 x 14.0mm)				13/64" x 5/8" (7.0 x 16.0mm)			
Pre.	kg/cm ²	2	3	4	5	2	3	4	5	2	3	4	5	2	3	4	5	2	3	4	5
Flow Rate	m ³ /h	5.1	5.9	7.2	8.4	7.8	9.5	11.0	12.4	10.1	12.4	14.3	16.1	12.9	15.8	18.3	20.5	16.0	19.6	22.7	24.8
Rad.	m	16.0	17.5	19.5	21.0	18.0	21.0	23.0	24.5	19.5	22.0	25.0	27.5	20.5	23.5	26.0	28.5	21.0	24.0	26.5	29.0



AGRICULTURE

WATER GUN SPRAYER

APPLICATIONS

1. USAGE

- Designed for agricultural use in solid set, hand lines; Can also be used in landscape irrigation;

2. FEATURES

- Powder coated aluminium die cast construction
- Stainless steel springs and fulcrum pin
- 1.5" BSP / NPT Female thread
- Dual nozzle design with a better performance;
- Brass diffuser pin offer a better uniformity;



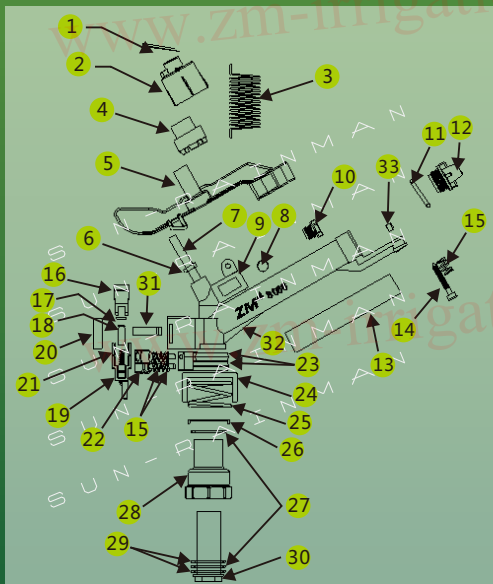
OPERATING RANGE

WORKING PRESSURE: 2.0 - 6.0 bar

FLOW RATE: 5.1 - 24.8m³/h

SPRAY RADIUS: 16 - 29m.

PARTS & ACCESSORIES

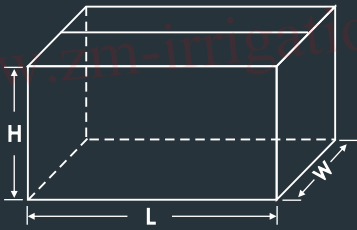


#	Part No.	Material	Qty
1	8066-1	SS304	1
2	8066-2	NYLON	1
3	8066-3	SS304	1
4	8066-4	NYLON	1
5	8066-5	NYLON	1
6	8066-6	BRASS	1
7	8066-7	TEFLON	1
8	8066-8	SS304	1
9	8066-9	NYLON	1
10	8066-10	POM	1
11	8066-11	POM	1
12	8066-12	RUBBER	1
13	8066-13	POM	1
14	8066-14	POM	1
15	8066-15	POM	1
16	8066-16	BRASS	1
17	8066-17	SS304	3
18	8066-18	POM	1
19	8066-19	BRASS	1
20	8066-20	BRASS	1
21	8066-21	NYLON	1
22	8066-22	NYLON	1
23	8066-23	NYLON	1
24	8066-24	SS304	2
25	8066-25	SS304	2
26	8066-26	POM	2
27	8066-27	POM	1
28	8066-28	SS304	1
29	8066-29	POM	1
30	8066-30	TEFLON	2
31	8066-31	BRASS	1
32	8066-32	RUBBER	2
33	8066-33	BRASS	1
		SS304	1
		ALALLOY	1
		BRASS	1

Nozzle specification data sheet

8066 XX XX		
Part No.	Nozzle Size	Nozzle Size
8066	XX	XX
Nozzle Size	英寸 Inch	MM
18	9/32"	7.0
20	5/16"	8.0
25	25/64"	10.0
30	15/32"	12.0
35	35/64"	14.0
40	5/8"	16.0

■ PACKAGING



Item#	Qty/ctn	N.W./ctn	G.W./ctn	L x W x H (cm)	M3
RM8066	10	16.5Kgs	17.5Kgs	56 x 40 x 24.5	0.055



Performance data

Nozzle Size		9/32" x 5/16" (7.0 x 8.0mm)				9/32" x 25/64" (7.0 x 10.0mm)				9/32" x 15/32" (7.0 x 12.0mm)				9/32" x 35/64" (7.0 x 14.0mm)				13/64" x 5/8" (7.0 x 16.0mm)			
Pre.	kg/cm ²	2	3	4	5	2	3	4	5	2	3	4	5	2	3	4	5	2	3	4	5
Flow Rate	m ³ /h	5.1	5.9	7.2	8.4	7.8	9.5	11.0	12.4	10.1	12.4	14.3	16.1	12.9	15.8	18.3	20.5	16.0	19.6	22.7	24.8
Rad.	m	16.0	17.5	19.5	21.0	18.0	21.0	23.0	24.5	19.5	22.0	25.0	27.5	20.5	23.5	26.0	28.5	21.0	24.0	26.5	29.0



AGRICULTURE

PLASTIC SPRINKLER

■ APPLICATIONS

1. USAGE

- Designed for agricultural use in solid set, hand lines; Can also be used in landscape irrigation;

2. FEATURES

- Made of plastic delrin
- Turbo hammer mechanism provides excellent water distribution uniformity and smooth operation at low pressure rate
- Colour-coded nozzles for easy identification
- High impact heavy-duty plastic materials provide resistance to corrosion, chemicals and UV ;



■ OPERATING RANGE

WORKING PRESSURE: 1.0 - 3.0 bar

FLOW RATE: 0.08 - 0.27m³/h

SPRAY RADIUS: 4.25 - 7.50m.

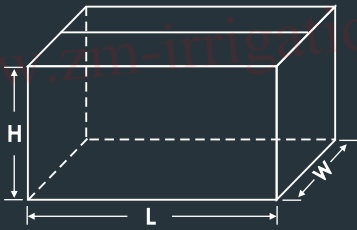
■ PARTS & ACCESSORIES

Nozzle specification data sheet

8501 XX		
Part No.	Nozzle Size	Nozzle Size
8501	XX	XX
Nozzle Size	Inch	MM
04	1/16"	1.60
05	5/64"	1.80
#50	0.07"	2.00
#44	0.086"	2.20



■ PACKAGING



Item#	Qty/ctn	N.W./ctn	G.W./ctn	L x W x H (cm)	M3
RM8501	250	9.00Kgs	9.45Kgs	41 x 26.5 x 30	0.033

Performance data

Nozzle Size	mm	1.6 (Red)			1.8* (Green)			2.0 (Blue)			2.2 (Yellow)		
		1.0	2.0	3.0	1.0	2.0	3.0	1.0	2.0	3.0	1.0	2.0	3.0
Pre.	kg/cm ²	1.0	2.0	3.0	1.0	2.0	3.0	1.0	2.0	3.0	1.0	2.0	3.0
Flow Rate	m ³ /h	0.081	0.117	0.144	0.113	0.16	0.196	0.135	0.195	0.236	0.153	0.22	0.267
Rad.	m	4.25	5.50	6.00	4.50	5.75	6.25	4.75	5.75	6.50	4.75	6.50	7.50



AGRICULTURE

PLASTIC SPRINKLER

■ APPLICATIONS

1. USAGE

- Designed for agricultural use in solid set, hand lines; Can also be used in landscape irrigation;

2. FEATURES

- Made of plastic delrin
- Extra-range, ball driven sprinkler
- Compact, Sturdy closed protected ball engine
- Colour-coded bayonet nozzles for easy identification ;
- High water distribution ;
- High impact heavy-duty plastic materials provide resistance to corrosion, chemicals and UV



RM8503

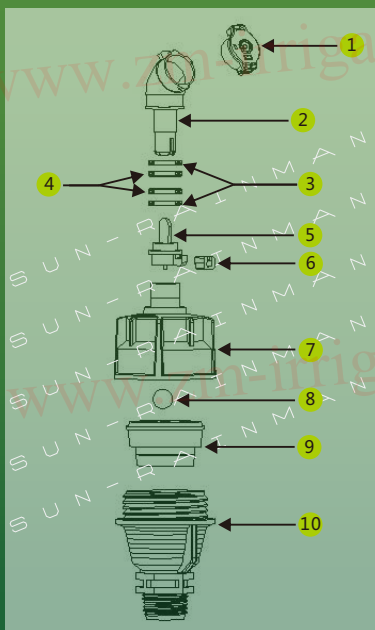
■ OPERATING RANGE

WORKING PRESSURE: 2.5 - 4.0 bar

FLOW RATE: 0.36 - 0.82m³/h

SPRAY RADIUS: 8.25 - 10.5m.

■ PARTS & ACCESSORIES

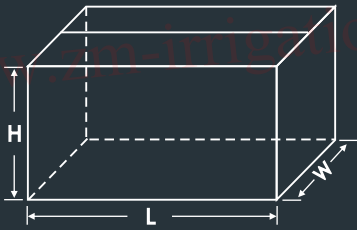


#	Part No.	Material	Qty
1	8503-1	BRASS	1
2	8503-2	BRASS	1
3	8503-3	RUBBER	2
4	8503-4	CERAMIC	2
5	8503-5	NYLON	1
6	8503-6	RUBBER	1
7	8503-7	POM	1
8	8503-8	S.S.304	1
9	8503-9	PP	1
10	8503-10	POM	1

Nozzle specification data sheet

8503 XX	
Part No.	Nozzle Color
8503	XX
NOZZLE CODE	Colour
N1	Blue
N2	Yellow
N3	Green
N4	Red
N5	Brown

■ PACKAGING



Item#	Qty/ctn	N.W./ctn	G.W./ctn	L x W x H (cm)	M3
RM8503	250	10.25Kgs	10.85Kgs	47x 38 x 25	0.045

Performance data

Nozzle Color		Blue				Yellow				Green				Red			
		2.5	3.0	3.5	4.0	2.5	3.0	3.5	4.0	2.5	3.0	3.5	4.0	2.5	3.0	3.5	4.0
Pre.	bar	2.5	3.0	3.5	4.0	2.5	3.0	3.5	4.0	2.5	3.0	3.5	4.0	2.5	3.0	3.5	4.0
Flow Rate	m ³ /h	0.360	0.395	0.425	0.455	0.450	0.495	0.530	0.570	0.550	0.600	0.650	0.695	0.670	0.710	0.770	0.820
Dia.	m	17.0	17.0	16.5	16.5	20.0	20.0	20.0	20.0	20.0	20.0	20.0	20.0	21.0	21.0	21.0	21.0

Brown nozzle for road protector only

Nozzle Color		Brown			
Pre.	bar	2.5	3.0	3.5	4.0
Flow Rate	m ³ /h	0.320	0.350	0.380	0.405
Dia.	m	16	16	16	16



AGRICULTURE

METAL IMPACT SPRINKLER

■ APPLICATIONS

1. USAGE

- Designed for agricultural use in solid set, hand lines; Can also be used in landscape irrigation;

2. FEATURES

- Made of plastic delrin
- Compact, Sturdy closed protected ball engine
- Uniform water distribution at low pressure and precipitation rate
- Colour-coded low trajectory nozzles for easy operation and service ;
- Insect pop-up, pop-down nozzle ;



RM8504

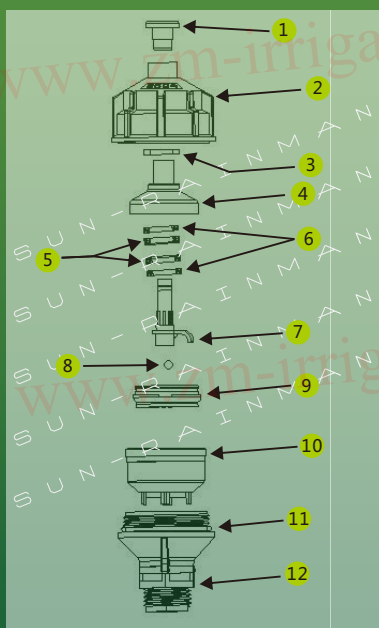
■ OPERATING RANGE

WORKING PRESSURE: 2.0 - 4.0 bar

FLOW RATE: 0.15 - 0.36m³/h

SPRAY RADIUS: 6.7-8.5m.

■ PARTS & ACCESSORIES



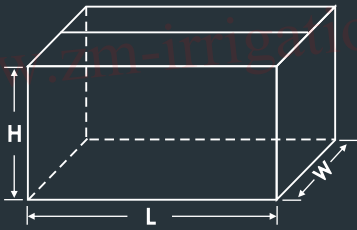
#	Part No.	Material	Qty
1	8504-1	POM	1
2	8504-2	POM	1
3	8504-3	RUBBER	1
4	8504-4	PP	1
5	8504-5	CERAMIC	2
6	8504-6	RUBBER	2
7	8504-7	NYLON	1
8	8504-8	S.S.304	1
9	8504-9	PP	1
10	8504-10	POM	1
11	8504-11	RUBBER	1
12	8504-12	POM	1

Nozzle specification data sheet

8504 XX	
Part No.	Nozzle Color
8504	XX
Colour	
N1	Orange
N2	Red
N3	Green
N4	Yellow
N5	Black

www.zm-irrigation.com

■ PACKAGING



Item#	Qty/ctn	N.W./ctn	G.W./ctn	L x W x H (cm)	M3
RM8504	250	8.75Kgs	9.35Kgs	40 x 40 x 17.5	0.028

Performance data

Nozzle Color	Blue			Yellow		
	Pre. (bar)	2.0	3.0	4.0	2.0	3.0
Flow Rate (m ³ /h)	0.150	0.170	0.190	0.190	0.220	0.260
Dia (m)	13.4	14.0	14.6	13.6	15.6	15.8

Nozzle Color	Purple			Black		
	Pre. (bar)	2.0	3.0	4.0	2.0	3.0
Flow Rate (m ³ /h)	0.260	0.300	0.340	0.280	0.320	0.360
Dia (m)	14.0	16.0	17.0	14.4	16.4	16.4



AGRICULTURE

METAL IMPACT SPRINKLER

APPLICATIONS

1. USAGE

- Designed for agricultural use in solid set, hand lines; Can also be used in landscape irrigation;

2. FEATURES

- Made of plastic delrin
- Stainless steel springs and fulcrum pin
- Dual nozzle design provides outstanding uniformity
- Colour-coded nozzles for easy and quick cleaning or replacement even while operating;



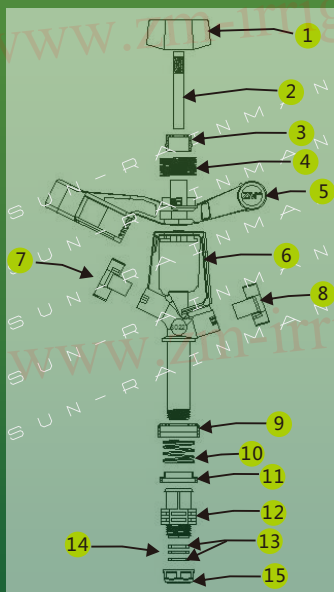
OPERATING RANGE

WORKING PRESSURE: 2.0 - 4.0 bar

FLOW RATE: 0.36 - 1.58m³/h

SPRAY RADIUS: 10.25 - 12.75m.

PARTS & ACCESSORIES

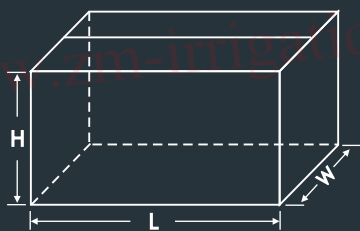


#	Part No.	Material	Qty
1	8022-1	PP	1
2	8022-2	S.S.304	1
3	8022-3	POM	1
4	8022-4	S.S.304	1
5	8022-5	POM	1
6	8022-6	POM	1
7	8022-7	POM	1
8	8022-8	POM	1
9	8022-9	POM	1
10	8022-10	S.S.304	1
11	8022-11	NYLON	1
12	8022-12	POM	1
13	8022-13	RUBBER	2
14	8022-14	TEFLON	1
15	8022-15	POM	1

Nozzle specification data sheet

8022 XX XX		
Part No.	Nozzle Size	Nozzle Size
8022	XX	XX
Nozzle Size	Inch	MM
#50	0.07"	1.80
#44	0.086"	2.30
06 ^S	0.095"	2.40
06	3/32"	2.50
07	7/64"	2.80
06 ⁺	0.118"	3.00
08	1/8"	3.20
09	9/64"	3.50
10	5/32"	4.00
PG	堵头	plug

PACKAGING



Item#	Qty/ctn	N.W./ctn	G.W./ctn	L x W x H (cm)	M3
RM8022	75	3.86Kgs	4.24Kgs	48.5 x 25.5 x 13.5	0.018



Performance data

Dual Nozzle

Nozzle Size	mm	2.3x1.8 (Grey)		2.5x1.8 (Purple)		2.8x1.8 (Orange)		3.0x1.8 (Red)		3.2x1.8 (Green)		3.5x2.5 (Blue)		4.0x2.5 (Black)	
		2.5	3.0	2.5	3.0	2.5	3.0	2.5	3.0	2.5	3.0	2.5	3.0	2.5	3.0
Pre.	bar	2.5	3.0	2.5	3.0	2.5	3.0	2.5	3.0	2.5	3.0	2.5	3.0	2.5	3.0
Flow Rate	m ³ /h	0.510	0.580	0.580	0.630	0.690	0.760	0.760	0.840	0.820	0.900	1.060	1.160	1.260	1.380
Rad.	m	11.00	11.00	10.50	10.50	11.00	11.00	11.00	11.50	11.50	12.00	12.25	12.50	12.50	12.75

Nozzle Size	mm	2.3x1.8 (Grey)		2.5x1.8 (Purple)		2.8x1.8 (Orange)		3.0x1.8 (Red)		3.2x1.8 (Green)		3.5x2.5 (Blue)		4.0x2.5 (Black)	
		3.5	4.0	3.5	4.0	3.5	4.0	3.5	4.0	3.5	4.0	3.5	4.0	3.5	4.0
Pre.	bar	3.5	4.0	3.5	4.0	3.5	4.0	3.5	4.0	3.5	4.0	3.5	4.0	3.5	4.0
Flow Rate	m ³ /h	0.600	0.640	0.670	0.720	0.820	0.860	0.900	0.970	0.980	1.040	1.240	1.330	1.480	1.580
Rad.	m	11.00	11.00	10.50	10.75	11.00	11.00	11.50	11.50	12.00	12.00	12.75	13.00	13.00	13.25

Single Nozzle

Nozzle Size	mm	2.3 (Grey)			2.4 (Square, Yellow)				2.5 (Purple)			2.8 (Orange)			3.0 (Red)			3.2 (Green)			3.5 (Blue)			4.0 (Black)		
		2.0	3.0	4.0	2.5	3.0	3.5	4.0	2.0	3.0	4.0	2.0	3.0	4.0	2.0	3.0	4.0	2.0	3.0	4.0	2.0	3.0	4.0	2.0	3.0	4.0
Pre.	bar	2.0	3.0	4.0	2.5	3.0	3.5	4.0	2.0	3.0	4.0	2.0	3.0	4.0	2.0	3.0	4.0	2.0	3.0	4.0	2.0	3.0	4.0	2.0	3.0	4.0
Flow Rate	m ³ /h	0.330	0.390	0.460	0.360	0.390	0.430	0.460	0.350	0.430	0.490	0.450	0.550	0.630	0.510	0.530	0.720	0.570	0.700	0.810	0.660	0.810	0.930	0.850	1.030	1.180
Rad.	m	10.75	11.00	11.00	9.50	9.50	10.00	10.50	10.75	11.00	11.00	11.00	11.50	12.00	11.50	12.25	12.50	11.75	12.25	12.50	12.50	13.00	13.00	12.00	13.00	13.00



AGRICULTURE

METAL IMPACT SPRINKLER

APPLICATIONS

1. USAGE

- Designed for agricultural use in solid set, hand lines; Can also be used in landscape irrigation;

2. FEATURES

- Made of plastic delrin
- Stainless steel springs and fulcrum pin
- Colour-coded nozzles for easy and quick cleaning or replacement even while operating
- Low angle design special for banana irrigation ;



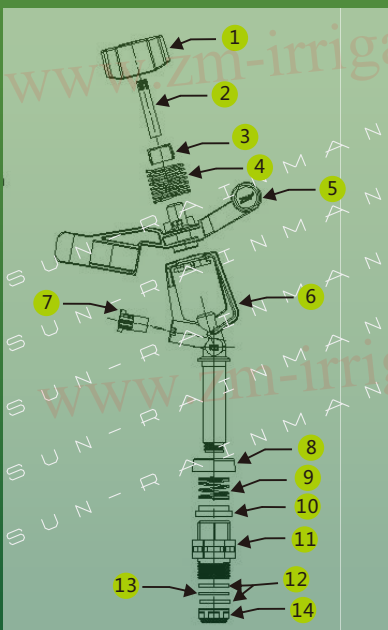
OPERATING RANGE

WORKING PRESSURE: 2.0 - 4.0 bar

FLOW RATE: 0.35 - 0.93m³/h

SPRAY RADIUS: 8.25 - 11.00m.

PARTS & ACCESSORIES

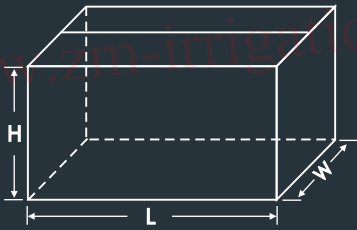


#	Part No.	Material	Qty
1	8023-1	PP	1
2	8023-2	S.S.304	1
3	8023-3	POM	1
4	8023-4	S.S.304	1
5	8023-5	POM	1
6	8023-6	POM	1
7	8023-7	POM	1
8	8023-8	POM	1
9	8023-9	S.S.304	1
10	8023-10	NYLON	1
11	8023-11	POM	1
12	8023-12	RUBBER	2
13	8023-13	TEFLON	1
14	8023-14	POM	1

Nozzle specification data sheet

8023 XX XX		
Part No.	Nozzle Size	Nozzle Size
8023	XX	XX
Nozzle Size	Inch	MM
06	3/32"	2.50
07	7/64"	2.80
07 ⁺	0.118"	3.00
08	1/8"	3.20
09	9/64"	3.50

■ PACKAGING



Item#	Qty/ctn	N.W./ctn	G.W./ctn	L x W x H (cm)	M3
RM8023	75	3.53Kgs	3.91Kgs	48.5 x 25.5 x 13	0.018



Performance data

Nozzle	mm	2.5 Purple			2.8* Orange			3.0 Red			3.2 Green			3.5 Blue		
		2.0	3.0	4.0	2.0	3.0	4.0	2.0	3.0	4.0	2.0	3.0	4.0	2.0	3.0	4.0
Pre.	bar	2.0	3.0	4.0	2.0	3.0	4.0	2.0	3.0	4.0	2.0	3.0	4.0	2.0	3.0	4.0
Flow Rate	m ³ /h	0.35	0.43	0.49	0.45	0.55	0.63	0.51	0.63	0.72	0.57	0.70	0.81	0.66	0.81	0.93
Rad.	m	8.25	9.25	10.00	9.25	10.00	10.50	9.25	10.25	10.75	9.25	10.25	11.00	9.25	10.25	11.00



AGRICULTURE

METAL IMPACT SPRINKLER

■ APPLICATIONS

1. USAGE

- Designed for agricultural use in solid set, hand lines; Can also be used in landscape irrigation;

2. FEATURES

- Made of plastic delrin
- Stainless steel springs and fulcrum pin
- High resistance to breakage, corrosion and UV radiation
- 12° for optimum irrigation of the plantation, without wetting the fruit ;
- Colour-coded bayonet nozzle for easy operation ;



RM8024

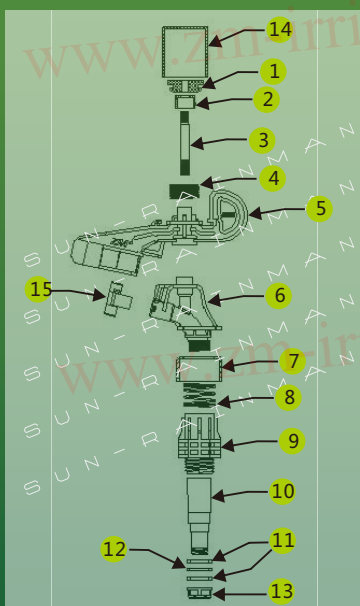
■ OPERATING RANGE

WORKING PRESSURE: 2.0 - 4.0 bar

FLOW RATE: 0.48 - 1.01m³/h

SPRAY RADIUS: 9.25 - 11.75m.

■ PARTS & ACCESSORIES

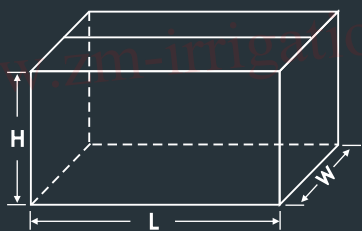


#	Part No.	Material	Qty
1	8024-1	POM	1
2	8024-2	POM	1
3	8024-3	S.S.304	1
4	8024-4	S.S.304	1
5	8024-5	POM	1
6	8024-6	POM	1
7	8024-7	POM	1
8	8024-8	S.S.304	1
9	8024-9	POM	1
10	8024-10	POM	1
11	8024-11	RUBBER	2
12	8024-12	TEFLON	1
13	8024-13	POM	1
14	8024-14	POM	1
15	8024-15	POM	1

Nozzle specification data sheet

8024 XX XX		
Part No.	Nozzle Size	Nozzle Size
8024	XX	XX
Nozzle Size	Inch	MM
07	7/64"	2.80
07 ⁺	0.118"	3.00
08	1/8"	3.20
09	9/64"	3.50

PACKAGING



Item#	Qty/ctn	N.W./ctn	G.W./ctn	L x W x H (cm)	M3
RM8024	50	3.93Kgs	4.32Kgs	53 x 28.5 x 13.5	0.0204



Performance data

Nozzle Size	2.8mm (Orange)					
	Pre.	Bar	2.0	2.5	3.0	3.5
Flow Rate	m ³ /h	0.480	0.530	0.584	0.630	0.675
Rad.	mts.	9.25	9.75	10.25	10.5	10.5

喷嘴直径 Nozzle Size	3.0mm (Red)					
	水压 Pre.	Bar	2.0	2.5	3.0	3.5
流量 Flow Rate	m ³ /h	0.525	0.585	0.640	0.695	0.745
喷洒半径 Rad.	mts.	9.75	10.50	10.50	11.00	11.25

Nozzle Size	3.2mm (Green)					
	Pre.	Bar	2.0	2.5	3.0	3.5
Flow Rate	m ³ /h	0.570	0.640	0.700	0.765	0.815
Rad.	mts.	10.00	10.50	11.00	11.25	11.75

Nozzle Size	3.5mm (Blue)					
	Pre.	Bar	2.0	2.5	3.0	3.5
Flow Rate	m ³ /h	0.68	0.76	0.86	0.96	1.01
Rad.	mts.	10.50	10.75	11.50	11.75	11.75



AGRICULTURE

METAL IMPACT SPRINKLER

■ APPLICATIONS

1. USAGE

- Designed for agricultural use in solid set, hand lines; Can also be used in landscape irrigation;

2. FEATURES

- Made of plastic delrin
- Stainless steel springs and fulcrum pin
- 20° to 340° arc or full circle operation
- Anti-backsplash drive arm ;
- Adjustable deflector plate ;
- 20° to 340° arc or full circle operation ;



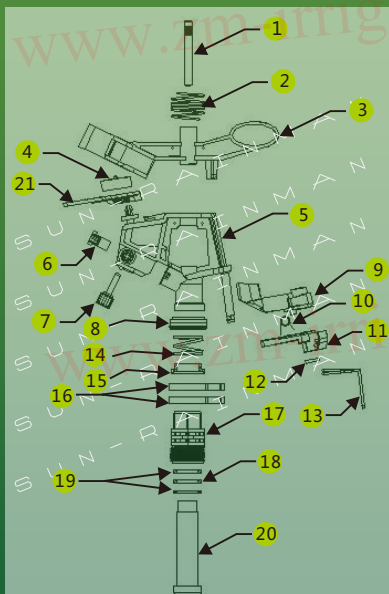
■ OPERATING RANGE

WORKING PRESSURE: 2.0 - 4.0 bar

FLOW RATE: 0.45 - 1.03m³/h

SPRAY RADIUS: 11 - 13m.

■ PARTS & ACCESSORIES

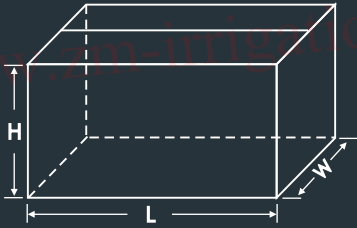


#	Part No.	Material	Qty
1	8427-1	SS.304	1
2	8427-2	SS.304	1
3	8427-3	POM	1
4	8427-4	POM	1
5	8427-5	POM	1
6	8427-6	POM	1
7	8427-7	POM	1
8	8427-8	POM	1
9	8427-9	POM	1
10	8427-10	SS.304	1
11	8427-11	POM	1
12	8427-12	POM	1
13	8427-13	SS.304	1
14	8427-14	SS.304	1
15	8427-15	NYLON	1
16	8427-16	POM	2
17	8427-17	POM	1
18	8427-18	TEFLON	1
19	8427-19	RUBBER	2
20	8427-20	POM	1
21	8427-21	POM	1

Nozzle specification data sheet

8427 XX XX		
Part No.	Nozzle Size	Nozzle Size
8427	XX	XX
Nozzle Size	Inch	MM
07	7/64"	2.80
07 ⁺	0.118"	3.00
08	1/8"	3.20
09	9/64"	3.50
10	5/32"	4.00

■ PACKAGING



Item#	Qty/ctn	N.W./ctn	G.W./ctn	L x W x H (cm)	M3
RM8427	50	3.55Kgs	4.14Kgs	49 x 38 x 13.5	0.025



Performance data

Nozzle Size	mm	2.8 (Orange)			3.0 (Red)			3.2 (Green)			3.5 (Blue)			4.0 (Black)		
		2.0	3.0	4.0	1.0	2.0	3.0	1.0	2.0	3.0	1.0	2.0	3.0	1.0	2.0	3.0
Pre.	bar	2.0	3.0	4.0	1.0	2.0	3.0	1.0	2.0	3.0	1.0	2.0	3.0	1.0	2.0	3.0
Flow Rate	m ³ /h	0.45	0.55	0.63	0.36	0.51	0.63	0.41	0.57	0.70	0.49	0.66	0.81	0.60	0.85	1.03
Rad.	m	11.0	11.5	12.0	9.50	11.5	12.0	10.0	11.5	12.0	10.0	11.5	12.0	10.5	12.0	13.0



AGRICULTURE

METAL IMPACT SPRINKLER

APPLICATIONS

1. USAGE

- Designed for agricultural use in solid set, hand lines; Can also be used in landscape irrigation;

2. FEATURES

- Made of plastic delrin
- Stainless steel springs and fulcrum pin
- 3/4" heavy-duty plastic impact sprinkler
- Dual nozzle design provides outstanding uniformity;
- Colour-coded nozzles for easy and quick cleaning or replacement even while operating



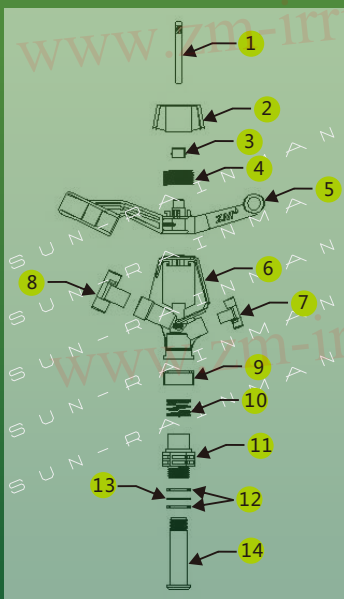
OPERATING RANGE

WORKING PRESSURE: 3.0 - 5.0 bar

FLOW RATE: 0.73 - 4.6m³/h

SPRAY RADIUS: 13.25 - 18m.

PARTS & ACCESSORIES

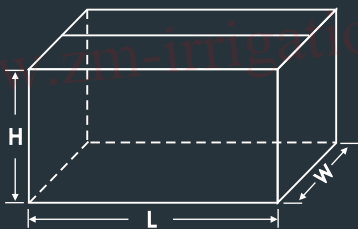


#	Part No.	Material	Qty
1	8035-1	SS.304	1
2	8035-2	POM	1
3	8035-3	POM	1
4	8035-4	SS.304	1
5	8035-5	POM	1
6	8035-6	POM	1
7	8035-7	POM	1
8	8035-8	POM	1
9	8035-9	POM	1
10	8035-10	SS.304	1
11	8035-11	POM	1
12	8035-12	RUBBER	2
13	8035-13	TEFLON	1
14	8035-14	POM	1

Nozzle specification data sheet

8035 XX XX		
Part No.	Nozzle Size	Nozzle Size
8035	XX	XX
Nozzle Size	Inch	MM
06	3/32"	2.50
08	1/8"	3.20
09	9/64"	3.50
10	5/32"	4.00
11	11/64"	4.50
13	13/64"	5.00
14	7/32"	5.50
15	15/64"	6.00
16	1/4"	6.50
18	9/32"	7.00
PG	PLUG'	PLUG

■ PACKAGING



Item#	Qty/ctn	N.W./ctn	G.W./ctn	L x W x H (cm)	M3
RM8035	50	6.00Kgs	6.45Kgs	40 x 40 x 17.5	0.028



Performance data

Nozzle Size	mm	3.5×2.5 蓝色(Blue)			4.0×2.5 黑色(Black)			4.5×2.5 棕色(Brown)			5.0×2.5* 紫色(Purple)			5.5×2.5 橘色(Orange)		
		3.0	4.0	5.0	3.0	4.0	5.0	3.0	4.0	5.0	3.0	4.0	5.0	3.0	4.0	5.0
Pre.	bar	3.0	4.0	5.0	3.0	4.0	5.0	3.0	4.0	5.0	3.0	4.0	5.0	3.0	4.0	5.0
Flow Rate (Q1)	m ³ /h	0.81	0.93	1.02	1.06	1.22	1.35	1.29	1.50	1.65	1.60	1.85	2.10	1.95	2.25	2.50
Flow Rate (Q2)	m ³ /h	1.16	1.33	1.47	1.41	1.62	1.80	1.64	1.90	2.10	1.95	2.25	2.55	2.30	2.65	2.95
Rad.	m	13.25	13.75	14.00	14.00	14.50	14.75	14.25	15.00	16.50	15.00	16.75	17.00	16.00	17.25	18.00

Nozzle Size	mm	6.0×2.5 红色(Red)			6.5×2.5 灰色(Grey)			6.5×3.2 灰色(Grey)			7.0×2.5 绿色(Green)			7.0×3.2 绿色(Green)		
		3.0	4.0	5.0	3.0	4.0	5.0	3.0	4.0	5.0	3.0	4.0	5.0	3.0	4.0	5.0
Pre.	bar	3.0	4.0	5.0	3.0	4.0	5.0	3.0	4.0	5.0	3.0	4.0	5.0	3.0	4.0	5.0
Flow Rate (Q1)	m ³ /h	2.30	2.70	3.00	2.70	3.10	3.50	2.70	3.10	3.50	3.30	3.50	3.90	3.30	3.50	3.90
Flow Rate (Q2)	m ³ /h	2.65	3.10	3.45	3.00	3.45	3.85	3.20	3.70	4.15	3.40	3.90	4.35	3.55	4.10	4.60
Rad.	m	16.50	17.75	18.00	17.00	18.00	19.00	17.00	18.00	19.00	17.00	17.50	18.00	17.10	17.80	18.00

(Q1-Single nozzle(w/o rear noz.))
 (Q2-Dual nozzles)



AGRICULTURE

METAL IMPACT SPRINKLER

APPLICATIONS

1. USAGE

- Designed for agricultural use in solid set, hand lines; Can also be used in landscape irrigation;

2. FEATURES

- Made of plastic delrin ;
- Stainless steel springs and fulcrum pin ;
- 3/4" heavy-duty plastic impact sprinkler ;
- Dual nozzle design provides outstanding uniformity ;
- Colour-coded nozzles for easy and quick cleaning or replacement even while operating ;
- Part circle coverage ;



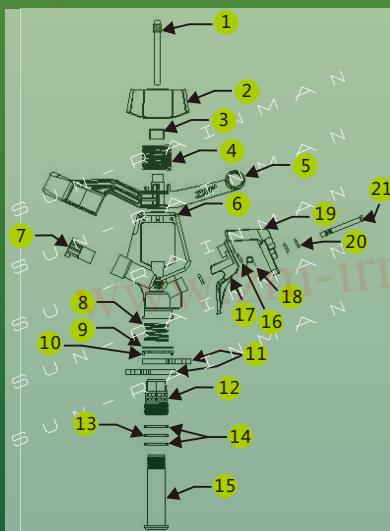
OPERATING RANGE

WORKING PRESSURE: 3.0 - 5.0 bar

FLOW RATE: 0.81 - 2.1m³/h

SPRAY RADIUS: 13.25 - 18m.

PARTS & ACCESSORIES

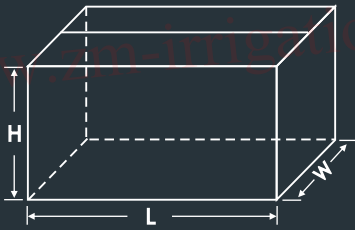


#	Part No.	Material	Qty
1	8035PC-1	SS.304	1
2	8035PC-2	PP	1
3	8035PC-3	POM	1
4	8035PC-4	SS.304	1
5	8035PC-5	POM	1
6	8035PC-6	POM	1
7	8035PC-7	POM	1
8	8035PC-8	SS.304	1
9	8035PC-9	SS.304	1
10	8035PC-10	TEFLON	1
11	8035PC-11	POM	2
12	8035PC-12	POM	1
13	8035PC-13	TEFLON	1
14	8035PC-14	RUBBER	2
15	8035PC-15	POM	1
16	8035PC-16	ALALLOY	3
17	8035PC-17	PP	1
18	8035PC-18	SS.304	1
19	8035PC-19	PP	1
20	8035PC-20	SS.304	1
21	8035PC-21	SS.304	1

Nozzle specification data sheet

8035PC XX XX		
Part No.	Nozzle Size	Nozzle Size
8035PC	XX	XX
Nozzle Size	Inch	MM
09	9/64"	3.50
10	5/32"	4.00
11	11/64"	4.50
13	13/64"	5.00
14	7/32"	5.50
15	15/64"	6.00

■ PACKAGING



Item#	Qty/ctn	N.W./ctn	G.W./ctn	L x W x H (cm)	M3
RM8035PC	40	6.00Kgs	6.60Kgs	40 x 40 x 17.5	0.028



Performance data

Nozzle Size	mm	3.5 (Blue)			4.0 (Black)			4.5 (Brown)			5.0 (Purple)			5.5 (Orange)			6.0 (Red)		
		3.0	4.0	5.0	3.0	4.0	5.0	3.0	4.0	5.0	3.0	4.0	5.0	3.0	4.0	5.0	3.0	4.0	5.0
Pre.	bar	3.0	4.0	5.0	3.0	4.0	5.0	3.0	4.0	5.0	3.0	4.0	5.0	3.0	4.0	5.0	3.0	4.0	5.0
Flow Rate	m ³ /h	0.81	0.93	1.02	1.06	1.22	1.35	1.29	1.50	1.65	1.60	1.85	2.10	1.95	2.25	2.50	2.30	2.70	3.00
Rad.	m	13.25	13.75	14.0	14.0	14.5	14.75	14.25	15.0	16.5	15.0	16.75	17.0	16.0	17.25	18.0	16.5	17.25	18.0



AGRICULTURE

ACCESSORIES FOR IMPACT SPRINKLER

www.zm-irrigation.com

Picture	Description	Part No.	Diameter	Units/Box	Picture	Description	Part No.	Diameter	Units/Box
	Agri Connector	2022	1/2" Female	500		Rear Nozzle	8022-8		5000
	Barb Connector	2023	I.D.:5x8 mm O.D.:8X10 mm	2500		Main Nozzle	8035-8		2000
	Take Off Connector	2024	I.D.:5x8 mm O.D.:8X10 mm	5000		Main Nozzle	8034D-7		1000
	Plug	2025	8 mm	5000		Rear Nozzle	8034D-8		2000
	Adaptor	2026	1/2" FM X 1/2" FM	600		Agri-Stand (Without Spike)	2021Kit	1/2" Female 1.3m PVC Pipe	50
	Adaptor	2027	1/2" FM X 3/4" FM	600		Agri-Stand (With Spike)	2021	1/2" Female 1.3m PVC Pipe 1m Spike	20
	Adaptor	2028	3/4" FM X 3/4" FM	400					
	Adaptor	2029	3/4" FM X 1" FM	300					
	Adaptor	2030	1/2" FM X 1" FM	250		Adaptor PVC	2033	3/4" FM X I.D. 25MM	600
	Adaptor	2031	1" FM X 1" FM	200		Adaptor PVC	2034	1/2" FM X I.D. 34MM	400
	Main Nozzle	8022-7		5000		Adaptor PVC	2035	3/4" FM X I.D. 34MM	400



AGRICULTURE & GARDEN & GREEN HOUSE MODULAR GROUP SPRINKLER

Complete range of micro-sprinklers and micro-jets

APPLICATIONS

- Irrigation in orchards, vegetables and gardens;
- Irrigation in greenhouses and shade houses;
- Cooling of poultry and livestock.

STRUCTURE AND FEATURES

- Broad range of wetted diameters and flow rates;
- Full- and part-circle patterns;
- Small medium or large droplets produced by different sprayers, swivels or anti-mist devices.





AGRICULTURE & GARDEN & GREEN HOUSE MODULAR GROUP SPRINKLER

PERFORMANCE DATA

- Recommended working pressure: 1.5-3.0 bar
- Flow rate: 25-400l/h
- Wetted diameter: 1-10 m
- Filtration requirement: 130micron for purple and brown nozzles
200micron for other nozzles



MODULAR NOZZLE AND FLOW RATE VS. PRESSURE

Color	Flow rate (l/h)	Nozzle ID (mm)	Pressure (bar)					
			1.0	1.5	2.0	2.5	3.0	3.5
Violet	35	0.82	25	30	35	39	43	46
Brown	43	0.94	32	37	43	50	55	60
Grey	70	1.16	49	60	70	78	86	93
Green	105	1.41	74	90	105	117	129	139
Orange	120	1.50	85	105	120	134	147	159
Yellow	160	1.73	113	140	160	179	196	212
Blue	200	1.92	141	170	200	224	245	265
Ivory	235	2.07	166	204	235	263	288	311
Red	260	2.18	184	225	260	291	318	344
Black	300	2.34	212	260	300	335	367	397

2.0 BAR 水压下喷洒直径 (喷头高于地表 0.25CM)

WETTED DIAMETER (M) AT 2.0 BAR AND 0.25 M ABOVE GROUND LEVEL

Anti-mist color	Nozzle color	Flow rate (l/h)	Nozzle ID (mm)	Static Spreaders								Swivels					
				90°	180°	Mist sprayer	Strip	Close range spreader	Flat	12Jet	Small black	Anti-nt	One sided black	One sided blue	Big orange	Inverted	
	Violet	35	0.82	1.7	2.2	1.5	3.2	0.9	2.8	3.4	5.5	6.0	6.5			5.0	6.0
	Brown	43	0.94	1.7	2.5	1.8	4.2	0.9	3.4	4.5	5.5	6.0	6.5			5.5	6.0
	Grey	70	1.16	2.5	2.7		8.5	0.9	3.4	5.5	6.0	6.5	7.5			6.5	7.5
	Green	105	1.41	3.5	2.7		9.0	0.9	3.4	6.0	6.0	7.0	7.5		9.0	8.0	8.5
	Orange	120	1.5	4.5	2.7		9.0	0.9	4.0	6.0	6.0	7.0	8.0		9.0	8.0	9.0
	Yellow	160	1.73								6.5	8.0	8.0	8.0	9.0	9.0	9.5
	Blue	200	1.92									8.0	8.5	8.5	9.0	9.0	10.0
	Ivory	235	2.07										8.5	9.0	10.0	9.0	10.5
	Red	260	2.18										8.5	10.0	10.0	9.0	11.0
	Black	300	2.34										9.0	10.5	10.0	9.5	11.0
Green/0.94	Green	40	1.41	2.0	1.2		2.8	0.8	3.5	2.5	4.0					4.5	6.0
Orange/1.16	Orange	70	1.50	2.2	2.2		5.0	0.8	3.5	4.5	5.0					6.0	7.5
Yellow/1.40	Yellow	90	1.73	2.5	2.5		5.5	0.9	4.0	5.0	5.5					6.0	8.0
blue/1.50	Blue	120	1.92	2.5	2.7		7.0	1.0	4.0	6.0	6.0					6.5	8.0



AGRICULTURE & GARDEN

ANTI-ANT "SINGLE-BRIDGE" MINI SPRINKLER

- A series of high performance "single-bridge" mini sprinklers with robust design, a nozzle protection swivel will shut off after operation to prevent insects and dirt from entering the water passages and disturbing regular irrigation.
- The variety of models and flow rates and the uniform distribution covers a wide range of applications



APPLICATIONS

- The product is designed for irrigation of mature trees with large root zone;
- Due to the high uniformity and large wetting diameter, the emitter can be installed between two trees;
- Good for low precipitation rate and high uniformity overlapping irrigation in greenhouses, flower beds and vegetables;
- Good for frost protection and cooling systems;
- Applicable for parks and home gardens;

TECHNICAL SPECIFICATIONS

- Wide range of nozzles to meet all applications, 16 - 240 liters per hour (0.07 - 1.06 gpm);
- Nominal flow rate at 2.0 bar (29 psi);
- Optimal operating pressure range: 1.0 - 2.5 bar (14.5 - 36.0 psi);
- Large wetting diameter: 5.5 - 10.4 m (18 - 33 Ft);
- Recommended overlapping spacing in wind protected areas upright position:
 - Rectangular spacing up to 6x6 m (20x20 Ft);
 - One row of emitters up to 6.0 m (20 Ft) hot house width;
 - Two rows of emitters up to 12 m (39 Ft) hot house width;



MAX. WETTING DIAMETER & FLOW RATE AT 2 BAR (29 PSI)

Nozzle Color	Nozzle Diameter		Flow rate		Max. Wetting D at 2 bar	
	(mm)	(inch)	(lph)	(gpm)	m	ft
Light Blue	0.8	0.035	35	0.15	5.7	19
Blue	0.9	0.039	40	0.18	6.1	20
Purple	1.0	0.043	50	0.22	6.8	22
Grey	1.1	0.047	60	0.26	6.9	23
Black	1.2	0.050	70	0.31	8.0	26
Green	1.3	0.055	90	0.39	8.0	26
Light Blue	1.4	0.058	105	0.46	8.5	28
Red	1.5	0.066	120	0.53	8.9	29
Yellow	1.7	0.070	140	0.62	9.8	32
Brown	1.8	0.071	160	0.70	10.0	33
Dark Blue	2.0	0.078	200	0.88	10.2	33
Orange	2.2	0.086	240	1.06	10.4	34

- Recommended Filtration:
100 mesh for flow rates up to 40 lph, (0.176 gpm);
80 mesh for flow rates up to 90 lph, (0.396 gpm);
60 mesh for flow rates up to 240 plh,(1.06 gpm);





AGRICULTURE & GARDEN & GREEN HOUSE
INVERTED MICRO SPRINKLER



1102



1103



1104



1105



1106



1107



INVERTED MICRO SPYAYER

FEATURES

- GREAT SPRINKLER FOR GREEN HOUSE USAGE
- A WEIGHTER DESIGN TO KEEP SPRINKLER STABLE
- ANTI-DRIP VALVE PREVENT THE LEAKAGE
- HIGH QUALITY SPRINKLER WITH GREAT UNIFORMITY

NOZZLE	FLOW RATE & SPRAY RADIUS			
BLACK	Pres.	2.0Kg	2.5Kg	3.0Kg
	Flow	32L/H	37L/H	40L/H
	Rad.	2.8M	3.0M	3.2M
BLUE	Pres.	2.0Kg	2.5Kg	3.0Kg
	Flow	50L/H	55L/H	60L/H
	Rad.	3.2M	3.5M	3.8M
GREEN	Pres.	2.0Kg	2.5Kg	3.0Kg
	Flow	70L/H	80L/H	90L/H
	Rad.	3.6M	4.0M	4.3M
RED	Pres.	2.0Kg	2.5Kg	3.0Kg
	Flow	90L/H	105L/H	115L/H
	Rad.	4.0M	4.2M	4.5M

NOZZLE	FLOW RATE & SPRAY RADIUS			
BLACK	Pres.	2.0Kg	2.5Kg	3.0Kg
	Flow	32L/H	37L/H	40L/H
	Rad.	0.8M	0.9M	0.95M
BLUE	Pres.	2.0Kg	2.5Kg	3.0Kg
	Flow	50L/H	55L/H	60L/H
	Rad.	1.0M	1.1M	1.2M
GREEN	Pres.	2.0Kg	2.5Kg	3.0Kg
	Flow	70L/H	80L/H	90L/H
	Rad.	1.1M	1.3M	1.3M
RED	Pres.	2.0Kg	2.5Kg	3.0Kg
	Flow	90L/H	105L/H	115L/H
	Rad.	1.3M	1.5M	1.5M



AGRICULTURE & GARDEN & GREEN HOUSE
FOGGER



High pressure:

- Recommended working pressure: 4.0bar
- Droplet size average - 55 microns(at 4.0bar)
- Filtration requirements: 130microns(120mesh)
- Minimum height above crop: 1.0m
- Max. spacing between units on laterals : 1.2m
- Max. spacing between lateral : 1.2m

Medium pressure:

- Opening pressure 3.0bar
- Closing pressure-1.5bar
- Droplet size average -69 micron at 3.0



FOGGER FLOW RATE ON CROSS (l/h)

Nozzle Color	Violet	Blue	Orange	Red	Black
3.0 bar	18.0	24.0	48.0	72.0	96.0
4.0 bar	21.2	28.0	56.0	84.0	112.0



ACCESSORIES FOR IRRIGATION SYSTEM

FITTINGS / MINI VALVES / SIMPLE TOOLS

Picture	Description	Part No.	Size	Units/Box	Picture	Description	Part No.	Size	Units/Box
	1/4" LONG TRANSFER BARBS	MIC-001	1/4"	10000		Butterfly Connector	MIC-011	4 x 7 mm	5000
	Two Way Connector	MIC-002	4 x 7 mm	10000		Mini Valve	MIV-001		5000
	1/4" GOOF PLUGS FOR REPAIR (TWO WAY)	MIC-003	1/4"	10000		Anti-Drip Valve	MIAV-01	4 x 7 mm	5000
	1/4" BARBED TEE	MIC-004	1/4"	10000		High Pressure Anti-Drip Valve	MIAV-02		5000
	1/4" BARBED ELBOW	MIC-005	1/4"	10000		Low Pressure Anti-Drip Valve	MIAV-03		5000
	1/4" BARBED CROSS	MIC-006	1/4"	10000		Fogger	1216-3		5000
	Barb Connector	MIC-007	4 x 7 mm	20000		Puncher	PHM-03	3mm	1000
	Barb Connector	MIC-008	4 x 7 mm	20000		Puncher	PHM-04	4mm	1000
	Three Way Connector	MIC-009	4 x 7 mm	10000		Puncher	PHM-08	8mm	1000
	BARB CONNECTOR FOUR WAY FOR MICRO TUBE 3 x 5.5 mm	MIC-017	4 x 7 mm	10000		Micro tube 3x5 mm	MT-35	3x5mm	500m
	Reducer	MIC-010	4mm x 1/2"	5000		Micro tube 4x7 mm	MT-47	4x7mm	500m



AGRICULTURE & GREEN HOUSE I-DRIP PRODUCTS

Complete range of I-drip dripper and kit accessories

- Uniform flow rate from 5 to 45 m.w.h. The correct item for systems with long laterals and big slopes;
- Suitable for orchards, vineyards, greenhouses, nurseries and wherever a precise flow rate is required;
- Turbulent flow to avoid sedimentation and clogging;
- Made of last generation polymers to last long and to be resistant to commonly used chemical agents and fertilizers;
- The colour of the base identifies the flow rate
- Working pressure range from 0.5 to 4.5 bar;
- Outlet suitable for connections to micropipe (4 mm I.D.) and multi-outlet manifold (1, 2, 4 and multiple);
- Available with Drop-Stop system (no-leakage);
 - Opening pressure: 0.5 bar;
 - Sealing pressure: 0.4 bar; (CAUTIONS)





FLOW RATE DATA SHEET

Pressure \ Flowrate	0.5 (bar)	1.0 (bar)	1.5 (bar)	2.0 (bar)	2.5 (bar)	3.0 (bar)	3.5 (bar)	4.0 (bar)
2.2l/h	2.1	2.1	2.2	2.2	2.2	2.2	2.1	2.1
3.2l/h	3.2	3.2	3.2	3.2	3.2	3.2	3.2	3.2
4.0l/h	3.8	4.0	4.0	4.0	4.1	4.1	4.1	4.1
6.0l/h	5.9	6.1	6.1	6.1	6.1	6.1	6.1	6.1
7.8l/h	7.6	7.9	7.8	7.8	7.8	7.8	7.9	7.8

Minimum recommended filtration: 120 mesh / 130 micron;



RECOMMENDED LATERAL LENGTHS ACCORDING TO PRESSURE

2.2 l/h	Pressure	SPACING OF DRIPPER (M)							
		0.2	0.3	0.4	0.5	0.6	0.75	1.0	1.5
	1 Bar	66	86	103	118	133	153	184	238
	2 Bar	104	135	162	186	209	241	289	374
	3 Bar	127	164	197	227	254	293	352	455
	4 Bar	144	186	223	257	289	333	399	517

2.2 l/h	Pressure	SPACING OF DRIPPER (M)							
		0.2	0.3	0.4	0.5	0.6	0.75	1.0	1.5
	1 Bar	98	127	152	176	197	227	273	353
	2 Bar	154	200	240	276	310	358	429	556
	3 Bar	188	243	292	336	377	435	522	676
	4 Bar	213	276	331	381	428	494	593	750

3.2 l/h	Pressure	SPACING OF DRIPPER (M)							
		0.2	0.3	0.4	0.5	0.6	0.75	1.0	1.5
	1 Bar	53	69	82	95	106	123	147	190
	2 Bar	83	108	129	149	168	193	232	300
	3 Bar	101	131	157	181	204	235	282	365
	4 Bar	115	149	179	206	231	266	320	414

3.2 l/h	Pressure	SPACING OF DRIPPER (M)							
		0.2	0.3	0.4	0.5	0.6	0.75	1.0	1.5
	1 Bar	79	102	122	141	158	182	218	282
	2 Bar	124	160	192	221	249	286	344	445
	3 Bar	150	194	234	269	302	348	418	541
	4 Bar	170	221	265	305	343	395	475	614

4.0 l/h	Pressure	SPACING OF DRIPPER (M)							
		0.2	0.3	0.4	0.5	0.6	0.75	1.0	1.5
	1 Bar	45	59	70	81	91	105	126	163
	2 Bar	71	92	110	127	142	164	197	254
	3 Bar	86	111	134	154	173	199	239	309
	4 Bar	98	127	152	175	196	226	271	351

4.0 l/h	Pressure	SPACING OF DRIPPER (M)							
		0.2	0.3	0.4	0.5	0.6	0.75	1.0	1.5
	1 Bar	67	87	104	120	135	155	186	241
	2 Bar	105	136	163	188	211	243	291	377
	3 Bar	128	165	198	228	256	295	355	459
	4 Bar	145	188	225	259	291	335	403	521

6.0 l/h	Pressure	SPACING OF DRIPPER (M)							
		0.2	0.3	0.4	0.5	0.6	0.75	1.0	1.5
	1 Bar	35	45	54	62	69	80	96	124
	2 Bar	54	70	84	97	109	126	151	195
	3 Bar	66	86	103	118	133	153	184	238
	4 Bar	75	97	116	134	151	174	208	270

6.0 l/h	Pressure	SPACING OF DRIPPER (M)							
		0.2	0.3	0.4	0.5	0.6	0.75	1.0	1.5
	1 Bar	51	66	80	92	103	119	142	184
	2 Bar	81	104	125	144	162	187	224	290
	3 Bar	98	127	152	175	197	227	273	353
	4 Bar	111	144	173	199	223	258	309	400

7.8 l/h	Pressure	SPACING OF DRIPPER (M)							
		0.2	0.3	0.4	0.5	0.6	0.75	1.0	1.5
	1 Bar	29	38	45	52	58	67	81	104
	2 Bar	46	59	71	82	92	106	127	164
	3 Bar	56	72	86	99	112	129	154	200
	4 Bar	63	82	98	113	127	146	175	227

7.8 l/h	Pressure	SPACING OF DRIPPER (M)							
		0.2	0.3	0.4	0.5	0.6	0.75	1.0	1.5
	1 Bar	43	56	67	77	87	100	120	155
	2 Bar	68	88	105	121	136	157	188	244
	3 Bar	82	107	128	148	166	191	229	296
	4 Bar	94	121	145	167	188	217	260	336

Pipe O.D. 16, I.D.14 mm;
Slope = 0;

Pipe O.D. 20, I.D.17.6 mm;
Slope = 0;



FLOW RATE DATA SHEET

Pressure \ Flowrate	0.5 (bar)	1.0 (bar)	1.5 (bar)	2.0 (bar)	2.5 (bar)	3.0 (bar)	3.5 (bar)
2.10 l/h	1.53	2.09	2.58	2.95	3.30	3.60	3.89
4.00 l/h	3.00	4.03	4.85	5.56	6.17	6.74	7.22
8.20 l/h	5.90	8.20	10.19	11.76	13.23	14.47	15.52



Minimum recommended filtration: 120 mesh / 130 micron;

RECOMMENDED LATERAL LENGTHS ACCORDING TO PRESSURE

Flowrate	Pressure	SPACING OF DRIPPER (M)						
		0.2	0.3	0.4	0.5	0.6	0.75	1.0
2.10 l/h	2	29	34	37	40	41	43	45
		64	79	91	101	110	120	133
		81	100	116	130	141	155	174
	0	41	53	63	73	82	94	113
		75	97	116	134	150	173	208
		92	119	143	165	185	213	256
-2	51	66	85	98	116	94	60	
	84	110	136	158	183	214	265	
	102	134	165	192	221	258	319	
2.10 l/h	2	37	41	43	44	45	46	47
		88	106	120	130	138	148	
		112	136	155	170	182	196	213
	0	61	78	94	108	122	140	
		111	143	172	198	223	257	308
		137	177	212	245	275	317	
-2	80	109	93	63	58	55	53	
	129	173	212	250	285	338	419	
	157	209	256	301	343	405	498	
2.10 l/h	2	22	27	30	33	35	37	40
		45	56	66	74	81	91	103
		56	71	83	94	103	115	133
	0	27	35	42	49	55	63	75
		50	64	77	89	100	115	138
		61	79	95	109	123	142	170
-2	31	42	53	63	69	84	103	
	53	70	87	102	114	135	164	
	65	86	105	124	139	163	199	
2.10 l/h	2	21	26	29	32	34	36	39
		43	54	63	71	78	88	100
		54	68	80	90	99	111	128
	0	26	34	40	46	52	60	72
		47	61	74	85	95	110	132
		58	75	91	104	117	135	162
-2	29	40	50	59	65	79	96	
	51	67	82	97	108	128	155	
	62	82	100	117	131	155	189	

Pipe O.D. 16, I.D. 14 mm;
Slope = 0;

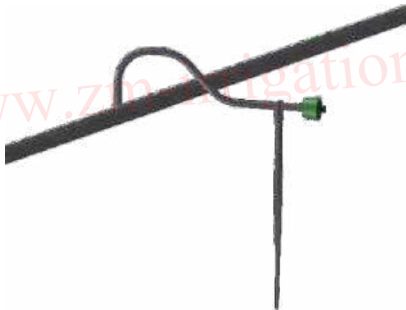
Pipe O.D. 20, I.D. 17.6 mm;
Slope = 0;



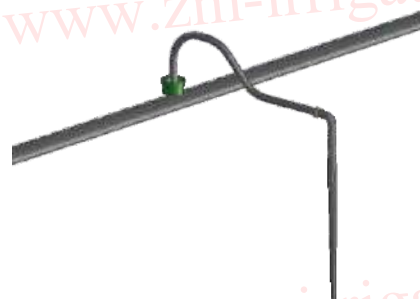
I-DRIP PRODUCT KIT SYSTEMS



FOUR WAY I-DRIP KIT SYSTEM
FWIKS-01



ONE WAY I-DRIP KIT SYSTEM
OWIKS-02



ONE WAY I-DRIP KIT SYSTEM
OWIKS-01

SUGGESTED COMBINATIONS

FLOW RATE FOR EACH DRIP POINT	NO. OF DRIP POINT	MICROPIPE LENGTH MM	FLOW RATE OF I-DRIP DRIPPER L/H
0.50	4	50 - 80	2.20
0.70	4	50 - 80	3.20
1.00	4	50 - 80	4.00
1.00	2	50 - 80	2.20
1.50	4	50 - 80	6.00
1.50	2	50 - 80	3.20
1.70	4	50 - 80	7.80
2.00	2	50 - 80	4.00

SYGGESTED HEIGHT DIFFERENCE BETWEEN EACH DRIP POINT: 10CM



AGRICULTURE & GARDEN & GREEN HOUSE U-DRIP PRODUCTS

GENERAL INFORMATION

- Ideal for trees, pots and flowers irrigation;
- Can be easily connected with spaghetti hose $\Phi 6$ or with LDPE $\Phi 12$ - $\Phi 32$ for various irrigation patterns;
- Dismantable, removable cap for easy cleaning;
- Adjustable flow rate over a wide pressure range from 0.5 bar



CHARACTERISTICS & FEATURES

- Minimum filtration 80mesh (200micron).
- Signs (+) and (-) for discharge regulating.
- One turn / 16 clicks.
- Safe operation two (2) turns.
- Droplet irrigation < 14 l/h.
- "Umbrella" irrigation > 14 l/h.
- Minimum radius at 1.0 bar is 5cm.
- Maximum radius at 1.0 bar is 40cm.
- Eight (8) irrigation grooves.

FLOW RATE DATA SHEET

OAD-01 PERFORMANCE DATA (0-70 L/H)												
TYPE	0.5 bar		1.0 bar		1.5 bar		2.0 bar		2.5 bar		3.0 bar	
CLICK	L/H	GPM	L/H	GPM	L/H	GPM	L/H	GPM	L/H	GPM	L/H	GPM
2	3.9	0.017	9.2	0.040	11.9	0.052	14.5	0.064	16.9	0.074	19.5	0.086
4	6.9	0.030	11.1	0.049	14.7	0.065	17.1	0.075	19.6	0.086	22.3	0.098
8	10.1	0.044	16.1	0.071	22.6	0.099	25.0	0.110	28.4	0.125	32.3	0.142
12	19.1	0.084	29.5	0.130	39.8	0.175	44.8	0.197	50.9	0.224	56.7	0.249
16	25.3	0.111	39.3	0.173	52.2	0.233	59.7	0.263	67.2	0.296	75.5	0.332
20	29.8	0.131	45.7	0.201	61.2	0.269	69.0	0.304	78.1	0.344	88.0	0.387
24	34.7	0.152	52.6	0.231	70.1	0.308	78.5	0.345	89.5	0.394	100.3	0.441
28	40.0	0.176	59.4	0.261	78.7	0.346	88.0	0.387	99.6	0.438	112.0	0.493
32	44.2	0.194	66.7	0.293	88.5	0.389	98.6	0.434	112.1	0.493	125.5	0.552



AGRICULTURE & GARDEN & GREEN HOUSE FLAG DRIPPERS

FLAG DRIPPER

Flag Drip Emitters

DIG's FN Flag Drip Emitters have a unique style with a side barbed outlet extension for extending 1/4" micro tubing to the plant area. They are available in flow rates of 1, 2 and 4 GPH and operate at 10 to 25 PSI with the flow rate depending on the incoming inlet pressure. The nominal pressure for the flag drip emitters is 15 PSI. With higher pressure, the drip emitters will release more flow, and with lower pressure, less flow. They are available in packs of 5, 25 and 100, all with a 1/4" self-tapping barbed inlet and 1/4" small barbed outlet. The emitters have a take-apart two-piece construction, so that the top insert can be twisted and pulled apart for easy cleaning. Use these emitters in small systems with short run plantings, on flat terrain and with low pressure gravity feed systems.

Features

- Available in three colors so that it is easy to identify flow rate
- Self-tapping barbed inlet for easy installation
- Outlet barb for use with 1/4" micro tubing
- Spiral flow through a large-flow-path water passage reduces likelihood of clogging
- Twist-open top with lock for secure operation under pressure and for easy cleaning
- Durable high-impact plastic
- Resistant to chemicals and fertilizers used in landscape application
- Constructed of UV-resistant, durable plastic material to withstand the most adverse conditions

Product Specifications

- Operating pressure range: 10 to 25 PSI
- Recommended operating pressure: 25 PSI (use with model D46 25-PSI pressure regulator)
- Flow rates and color codes:
 - 1 GPH (4 L/H) color code – black
 - 2 GPH (8 L/H) color code – green
 - 4 GPH (12 L/H) color code – red
- Inlet side: 1/4" self-tapping barb
- Outlet side: 1/4" barb
- Filter requirement: minimum of 150 mesh
- Material: body and cover: polypropylene





AGRICULTURE & GARDEN & GREEN HOUSE FLAG DRIPPERS

FLAG DRIPPER



Flow rate in gallons per hour @ 5 to 30 PSI

Color	Black	Green	Red
Nominal flow rate	1 GPH	2 GPH	4 GPH

Color	Black	Green	Red
5 PSI	.5	.77	1.72
10 PSI	.79	1.21	2.81
15 PSI	1	1.61	3.61
20 PSI	1.22	1.95	4.29
25 PSI	1.39	2.19	4.92
30 PSI	1.55	2.44	5.51

Maximum number of 1 GPH black drip emitters on 1/2" drip tubing with .600 ID

Drip emitters spacing	1'	2'	3'	4'
Flow rate @ 25 PSI	1.39	1.39	1.39	1.39
Maximum length	124	192	249	304
Flow rate in GPM	2.87	2.22	1.92	1.76
Flow rate in GPH	172.4	133.4	115.4	105.6
# of drip emitters	124	96	83	76
Velocity (f/s)	3.26	2.52	2.18	2.0
Total head loss in PSI	5.5	5.19	5.05	5.23

Maximum number of 2 GPH green drip emitters on 1/2" drip tubing with .600 ID

Drip emitters spacing	1'	2'	3'	4'
Flow rate @ 25 PSI	2.19	2.19	2.19	2.19
Maximum length	91	144	186	224

Drip emitters spacing	1'	2'	3'	4'
Flow rate in GPM	3.32	2.63	2.26	2.04
Flow rate in GPH	199.3	157.7	135.8	122.6
# of drip emitters	91	72	62	56
Velocity (f/s)	3.77	2.99	2.57	2.32
Total head loss in PSI	5.2	5.22	5.09	5.07

Maximum number of 4 GPH red drip emitters on 1/2" drip tubing with .600 ID

Drip emitters spacing	1'	2'	3'	4'
Flow rate @ 25 PSI	4.29	4.29	4.29	4.29
Maximum length	59	94	120	148
Flow rate in GPM	4.22	3.36	2.86	2.65
Flow rate in GPH	253.1	201.6	171.6	158.7
# of drip emitters	59	47	40	37
Velocity (f/s)	4.79	3.81	3.25	3.01
Total head loss in PSI	5.1	5.38	5.02	5.31

*Based on around 90% flow uniformity and 0% slop





AGRICULTURE & GARDEN & GREEN HOUSE A-DRIP PRODUCTS

A-DRIP : ARROW DRIPPER

APPLICATIONS:

Greenhouses, nurseries, garden pot irrigation.

SPECIFICATIONS:

- Maximal working pressure: 1.2 bar.
- "Turbulent" labyrinth wide water passages for highest reliability and efficiency.
- 5 different models to meet growers' requirements.

FEATURES & BENEFITS:

- Allows placement of drippers exactly where necessary.
- Allows maximum flexibility in greenhouse and nurseries (with soft PE micro-tubes).
- Allows installation of other drippers to add compensated and anti-drain



TECHNICAL DATA

Flow rate (l/h)*	Maximum working pressure (bar)	Water passages dimensions Width-depth-length (mm.)	Filtration area (mm ²)	Constant K	Exponent X
1.6	1.2	0.83 x 0.60 x 20	9.4	0.551	0.48
2.3	1.2	0.83 x 0.86 x 20	12.6	0.761	0.48

* Flow rate at 1.0 bar pressure.

** Arrow dripper at 1.6 l/h. nominal flow rate, only available in the angle model.

PACKAGING DATA

DESCRIPTION	QUANTITY / BOX UNITS	BOX DIMENSIONS CM x CM x CM	BOX WEIGHT KGS (AVERAGE)
Black 2.3 l/h. angle	1250	57 x 28 x 27	4.0
Gray 2.3 l/h. angle	1250	57 x 28 x 27	4.0
Gray 1.6 l/h. angle	1250	57 x 28 x 27	4.0
Black 2.3 l/h. angle short	3000	57 x 28 x 27	5.7
Gray 2.3 l/h. angle short	3000	57 x 28 x 27	5.7
Black 2.3 l/h. straight	4000	57 x 28 x 27	9.8
Black 2.3 l/h. straight + splitter	4000	57 x 28 x 27	10.4
Gray 2.3 l/h. straight + splitter	4000	57 x 28 x 27	10.4
Black 2.3 l/h. straight + plug	8500	57 x 28 x 27	5.3



AGRICULTURE & GARDEN & GREEN HOUSE DRIP PRODUCT KIT SYSTEM ACCESSORIES

Picture	Description	Part No.	Units/Box	Picture	Description	Part No.	Units/Box
	BARB CONNECTOR ONE WAY FOR MICRO TUBE 3 x 5.5 mm	MIC-007	10000		STREIGHT DRIPPER LONG	DASN01	4000
	BARB CONNECTOR TWO WAY FOR MICRO TUBE 3 x 5.5 mm	MIC-009	10000		STREIGHT DRIPPER + PLUG	DASP01	8500
	BARB CONNECTOR FOUR WAY FOR MICRO TUBE 3 x 5.5 mm	MIC-017	10000		STREIGHT DRIPPER + SPLITTER	DASS01	4000
	BARB CONNECTOR FOUR WAY FOR MICRO TUBE 3 x 5.5 mm	MIC-018	10000		MICRO TUBE HOLDER V TYPE	VMTH01	4000
	ANGLE DRIPPER SHORT	DAAS01	3000		MICRO TUBE HOLDER C TYPE	CMTH01	4000
	ANGLE DRIPPER LONG	DAAL01	1250				

SUGGESTED COMBINATIONS

FLOW RATE FOR EACH DRIP POINT	CAPILLARY DIA. 3.2MM X DIA. INT.												FLOW RATE OF I-DRIP DRIPPER L/H				
	L CAPILLARY = 40CM			L CAPILLARY = 40CM			L CAPILLARY = 40CM			L CAPILLARY = 40CM							
	0.8	1.0	1.2	1.5	0.8	1.0	1.2	1.5	0.8	1.0	1.2	1.5	0.8	1.0	1.2	1.5	
0.50				X				X					X				2.00
1.00	X			X	X			X					X				2.00
1.00				X	X			X					X				4.00
1.50	X			X				X					X				2.00
1.50				X				X					X				4.00
2.00	X	X	X	X	X	X		X	X	X			X				4.00
2.00				X				X					X				8.00
3.00		X	X		X	X	X	X	X	X			X				6.00
4.00			X		X	X		X					X				8.00

SYGGESTED HEIGHT DIFFERENCE BETWEEN EACH DRIP POINT: 10CM



AGRICULTURE & GARDEN & LANDSCAPE SUPER FITTINGS

www.zm-irrigation.com

APPLICATIONS

- 17 mm fits driplines, and PE irrigation hose with inside diameters of 14.2mm and 15.2mm;
- 12 mm fits PE irrigation hose with inside diameters of 10.8mm;

SPECIFICATIONS

- Maximum recommended system pressure (without clamps): 3.45 bar;
- Acceptable hose inside diameter for 17mm fittings: 14.2mm - 15.2mm;
- Acceptable hose inside diameter for 12mm fittings: 10.8mm;

FEATURES & BENEFITS

- BARBED FITTINGS: For secure fit and easy installation without clamps, glue or tools;
- UV RESISTANT: Withstands heat, direct sun and harsh chemicals;
- ONE-PIECE CONSTRUCTION: For added strength, durability and long-term performance;
- ALLOWS FOR EASY ON-SITE INSPECTION: For proper fitting and installation;



INSERT COUPLING
CODE: SF17COUP



INSERT ADAPTER
CODE: SF17IAPVC-B



INSERT TEE
CODE: SF17ITEE



INSERT ELBOW
CODE: SF17IELB



INSERT CROSS
CODE: SF17ICRO



GROMMET ELBOW
CODE: SF17ICELB



1/2" MPT ADAPTER
CODE: SF17050MA



3/4" MPT ADAPTER
CODE: SF17075MA



1/2" MPT ELBOW
CODE: SF17050ELB



3/4" MPT ELBOW
CODE: SF17075ELB



GROMMET ELBOW
CODE: SF17050FE



1/2" FM HOSE THREADED
CODE: SF17075FE



1/2" FM THREADED ELBOW
CODE: SF17050FELB



3/4" FM THREADED ELBOW
CODE: SF17075FELB



1/2" FM THREADED TEE
CODE: SF17050FTEE



3/4" FM THREADED TEE
CODE: SF17075FTEE



3/4" FPT x THREE WAY
CODE: SF17075FTW

www.zm-irrigation.com

www.zm-irrigation.com



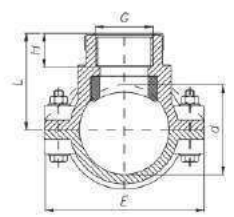
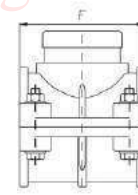
ACCESSORIES FOR IRRIGATION SYSTEM FITTINGS / SIMPLE TOOLS / MICRO TUBE

Picture	Description	Part No.	Size	Units/Box	Picture	Description	Part No.	Size	Units/Box
	1/4" LONG TRANSFER BARBS	MIC-001	1/4"	10000		Puncher	PHM-03	3mm	1000
	Two Way Connector	MIC-002	4 x 7 mm	10000		Puncher	PHM-04	4mm	1000
	1/4" GOOF PLUGS FOR REPAIR (TWO WAY)	MIC-003	1/4"	10000		Puncher	PHM-08	8mm	1000
	1/4" BARBED TEE	MIC-004	1/4"	10000		Micro tube 3x5 mm	MT-35	3x5mm	500m
	1/4" BARBED ELBOW	MIC-005	1/4"	10000		Micro tube 4x7 mm	MT-47	4x7mm	500m
	1/4" BARBED CROSS	MIC-006	1/4"	10000					
	Barb Connector	MIC-007	4 x 7 mm	20000					
	Barb Connector	MIC-008	4 x 7 mm	20000					
	Three Way Connector	MIC-009	4 x 7 mm	10000					
	BARB CONNECTOR FOUR WAY FOR MICRO TUBE 3 x 5.5 mm	MIC-017	4 x 7 mm	10000					
	BARB CONNECTOR FOUR WAY FOR MICRO TUBE 3 x 5.5 mm	MIC-018	4 x 7 mm	5000					



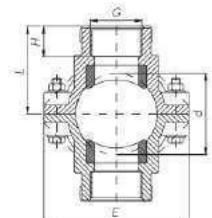
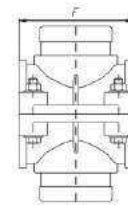
IRRIGATION & CONSTRUCTION

SUPER CLAMP SADDLE



SUPER CLAMP SADDLE WITHOUT REINFORCING RING PN16

CODE	d x G	L	H	E	F	n	PN	CODE	d x G	L	H	E	F	n	PN
51020002	20x 1/2"	45	25	80	54	2	16	51075003	75x 3/4"	81	26	130	88	4	16
51025002	25x 1/2"	37	19	80	54	2	16	51075004	75x1"	80	26	130	88	4	16
51025003	25x 3/4"	43	22	80	54	2	16	51075005	75x1 1/4"	81	26	130	88	4	16
51032002	32x 1/2"	52	24	80	64	4	16	51075006	75x1 1/2"	80	26	130	88	4	16
51032003	32x 3/4"	46	18	80	64	4	16	51075007	75x2"	84	30	130	88	4	16
51040002	40x 1/2"	51	17	87	74	4	16	51090002	90x 1/2"	90	25	150	88	4	16
51040003	40x 3/4"	53	20	87	74	4	16	51090003	90x 3/4"	90	27	150	88	4	16
51040004	40x1"	60	21	87	74	4	16	51090004	90x1"	90	27	150	88	4	16
51050002	50x 1/2"	65	24	102	78	4	16	51090005	90x1 1/4"	90	24	150	88	4	16
51050003	50x 3/4"	66	26	102	78	4	16	51090006	90x1 1/2"	90	30	150	88	4	16
51050004	50x1"	65	24	102	78	4	16	51090007	90x2"	90	29	150	88	4	16
51063002	63x 1/2"	70	24	116	88	4	16	51110002	110x 1/2"	100	24	175	107	6	16
51063003	63x 3/4"	86	23	116	88	4	16	51110003	110x 3/4"	100	27	175	107	6	16
51063004	63x1"	58	20	116	88	4	16	51110004	110x1"	100	25	175	107	6	16
51063005	63x1 1/4"	70	26	116	88	4	16	51110005	110x1 1/4"	100	26	175	107	6	16
51063006	63x1 1/2"	63	28	116	88	4	16	51110006	110x1 1/2"	105	30	175	107	6	16
51075002	75x 1/2"	81	25	130	88	4	16	51110007	110x2"	105	30	175	107	6	16



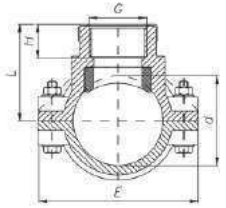
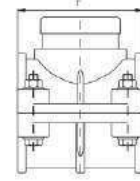
SUPER DOUBLE CLAMP SADDLE WITHOUT REINFORCING RING PN16

CODE	d x G	L	H	E	F	n	PN	CODE	d x G	L	H	E	F	n	PN
52020002	20x 1/2"	45	25	80	54	2	16	52075003	75x 3/4"	81	26	130	88	4	16
52025002	25x 1/2"	37	19	80	54	2	16	52075004	75x1"	80	26	130	88	4	16
52025003	25x 3/4"	43	22	80	54	2	16	52075005	75x1 1/4"	81	26	130	88	4	16
52032002	32x 1/2"	52	24	80	64	4	16	52075006	75x1 1/2"	80	26	130	88	4	16
52032003	32x 3/4"	46	18	80	64	4	16	52075007	75x2"	84	30	130	88	4	16
52040002	40x 1/2"	51	17	87	74	4	16	52090002	90x 1/2"	90	25	150	88	4	16
52040003	40x 3/4"	53	20	87	74	4	16	52090003	90x 3/4"	90	27	150	88	4	16
52040004	40x1"	60	21	87	74	4	16	52090004	90x1"	90	27	150	88	4	16
52050002	50x 1/2"	65	24	102	78	4	16	52090005	90x1 1/4"	90	24	150	88	4	16
52050003	50x 3/4"	66	26	102	78	4	16	52090006	90x1 1/2"	90	30	150	88	4	16
52050004	50x1"	65	24	102	78	4	16	52090007	90x2"	90	29	150	88	4	16
52063002	63x 1/2"	70	24	116	88	4	16	52110002	110x 1/2"	100	24	175	107	6	16
52063003	63x 3/4"	86	23	116	88	4	16	52110003	110x 3/4"	100	27	175	107	6	16
52063004	63x1"	58	20	116	88	4	16	52110004	110x1"	100	25	175	107	6	16
52063005	63x1 1/4"	70	26	116	88	4	16	52110005	110x1 1/4"	100	26	175	107	6	16
52063006	63x1 1/2"	63	28	116	88	4	16	52110006	110x1 1/2"	105	30	175	107	6	16
52075002	75x 1/2"	81	25	130	88	4	16	52110007	110x2"	105	30	175	107	6	16



IRRIGATION & CONSTRUCTION

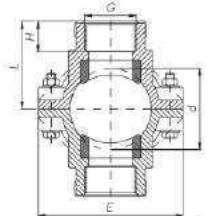
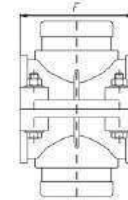
SUPER CLAMP SADDLE






















SUPER CLAMP SADDLE WITH REINFORCING RING

CODE	d x G	L	H	E	F	n	PN	CODE	d x G	L	H	E	F	n	PN
53020002	20x 1/2"	45	25	80	54	2	16	53075003	75x 3/4"	81	26	130	88	4	16
53025002	25x 1/2"	37	19	80	54	2	16	53075004	75x1"	80	26	130	88	4	16
53025003	25x 3/4"	43	22	80	54	2	16	53075005	75x1 1/4"	81	26	130	88	4	16
53032002	32x 1/2"	52	24	80	64	4	16	53075006	75x1 1/2"	80	26	130	88	4	16
53032003	32x 3/4"	46	18	80	64	4	16	53075007	75x2"	84	30	130	88	4	16
53040002	40x 1/2"	51	17	87	74	4	16	53090002	90x 1/2"	90	25	150	88	4	16
53040003	40x 3/4"	53	20	87	74	4	16	53090003	90x 3/4"	90	27	150	88	4	16
53040004	40x1"	60	21	87	74	4	16	53090004	90x1"	90	27	150	88	4	16
53050002	50x 1/2"	65	24	102	78	4	16	53090005	90x1 1/4"	90	24	150	88	4	16
53050003	50x 3/4"	66	26	102	78	4	16	53090006	90x1 1/2"	90	30	150	88	4	16
53050004	50x1"	65	24	102	78	4	16	53090007	90x2"	90	29	150	88	4	16
53063002	63x 1/2"	70	24	116	88	4	16	53110002	110x 1/2"	100	24	175	107	6	16
53063003	63x 3/4"	86	23	116	88	4	16	53110003	110x 3/4"	100	27	175	107	6	16
53063004	63x1"	58	20	116	88	4	16	53110004	110x1"	100	25	175	107	6	16
53063005	63x1 1/4"	70	26	116	88	4	16	53110005	110x1 1/4"	100	26	175	107	6	16
53063006	63x1 1/2"	63	28	116	88	4	16	53110006	110x1 1/2"	105	30	175	107	6	16
53075002	75x 1/2"	81	25	130	88	4	16	53110007	110x2"	105	30	175	107	6	16

SUPER DOUBLE CLAMP SADDLE WITH REINFORCING RING PN16



CODE	d x G	L	H	E	F	n	PN	CODE	d x G	L	H	E	F	n	PN
54020002	20x 1/2"	45	25	80	54	2	16	54075003	75x 3/4"	81	26	130	88	4	16
54025002	25x 1/2"	37	19	80	54	2	16	54075004	75x1"	80	26	130	88	4	16
54025003	25x 3/4"	43	22	80	54	2	16	54075005	75x1 1/4"	81	26	130	88	4	16
54032002	32x 1/2"	52	24	80	64	4	16	54075006	75x1 1/2"	80	26	130	88	4	16
54032003	32x 3/4"	46	18	80	64	4	16	54075007	75x2"	84	30	130	88	4	16
54040002	40x 1/2"	51	17	87	74	4	16	54090002	90x 1/2"	90	25	150	88	4	16
54040003	40x 3/4"	53	20	87	74	4	16	54090003	90x 3/4"	90	27	150	88	4	16
54040004	40x1"	60	21	87	74	4	16	54090004	90x1"	90	27	150	88	4	16
54050002	50x 1/2"	65	24	102	78	4	16	54090005	90x1 1/4"	90	24	150	88	4	16
54050003	50x 3/4"	66	26	102	78	4	16	54090006	90x1 1/2"	90	30	150	88	4	16
54050004	50x1"	65	24	102	78	4	16	54090007	90x2"	90	29	150	88	4	16
54063002	63x 1/2"	70	24	116	88	4	16	54110002	110x 1/2"	100	24	175	107	6	16
54063003	63x 3/4"	86	23	116	88	4	16	54110003	110x 3/4"	100	27	175	107	6	16
54063004	63x1"	58	20	116	88	4	16	54110004	110x1"	100	25	175	107	6	16
54063005	63x1 1/4"	70	26	116	88	4	16	54110005	110x1 1/4"	100	26	175	107	6	16
54063006	63x1 1/2"	63	28	116	88	4	16	54110006	110x1 1/2"	105	30	175	107	6	16
54075002	75x 1/2"	81	25	130	88	4	16	54110007	110x2"	105	30	175	107	6	16

Picture	Description	Part No.	Size	Units/Box	Picture	Description	Part No.	Size	Units/Box
	Mini Valve	MIV-002	Φ25mmx3/4"	400		Mini Valve	MIV-013	1/2"xΦ25mm	400
	Mini Valve	MIV-003	Φ25xΦ25mm	400		Mini Valve	MIV-014	3/4"x3/4"	400
	Mini Valve	MIV-004	Φ25mmx1/2"	400		Mini Valve	MIV-015	Φ25mmx1/2"	400
	Mini Valve	MIV-005	Φ16xΦ16mm	500		Mini Valve	MIV-016	Φ16xΦ25mm	400
	Mini Valve	MIV-006	Φ16mmx1/2"	500		Mini Valve	MIV-017	Φ16xΦ16mm	500
	Mini Valve	MIV-007	Φ16xΦ16mm	500		Mini Valve	MIV-018	Φ16xΦ16mm	500
	Mini Valve	MIV-008	Φ16xΦ16mm	500		Mini Valve	MIV-019	Φ16xΦ16mm	500
	Mini Valve	MIV-009	Φ16xΦ16mm	500		Mini Valve	MIV-020	Φ16xΦ16mm	500
	Mini Valve	MIV-010	1/2"xΦ16mm	500					
	Mini Valve	MIV-011	Φ16xΦ16mm	500					
	Mini Valve	MIV-012	Φ16xΦ16mm	500					



AGRICULTURE & GARDEN & LANDSCAPE SOLENOID VALVE



3075-DV

Usage

RSD-I Solenoid valve is one of the most common using solenoid valve, majority using for garden irrigation, big area landscape irrigation, playground irrigation, agriculture irrigation and so on

Operating Range

Pressure: 15 to 150 psi (1.04 to 10.35 bar)
Flow: 0.22 – 40 gpm (0.05 to 9.08 m³/h; 0.83 to 151.36 l/m)
Water Temperature: up to 110° F (43° C)
Ambient Temperature: up to 125° F (52° C)



3100-DV

Features

PVC and glass fiber reinforced nylon construction
Manual internal bleed operates the valve
Slow closing to protect the system in a better way
Non-rising flow control handle
Globe and angle configuration for flexibility in design and installation

Electrical Specifications

Power: 24 VAC 50/60 Hz (cycles/sec) solenoid
Inrush current: 0.41 A (9.84 VA) at 60 Hz
Holding current: 0.28 A (6.72 VA) at 60 Hz
Coil resistance: 30-39 Ohms



3001

Usage

RSD-I Solenoid valve is one of the most common using solenoid valve, majority using for garden irrigation, big area landscape irrigation, playground irrigation, agriculture irrigation and so on

Operating Range

Pressure: 15 to 150 psi (1.04 to 10.35 bar)
Flow: 2 – 150 gpm (0.45 to 34.05 m³/h; 7.8 to 568 l/m)
Water Temperature: up to 110° F (43° C)
Ambient Temperature: up to 125° F (52° C)



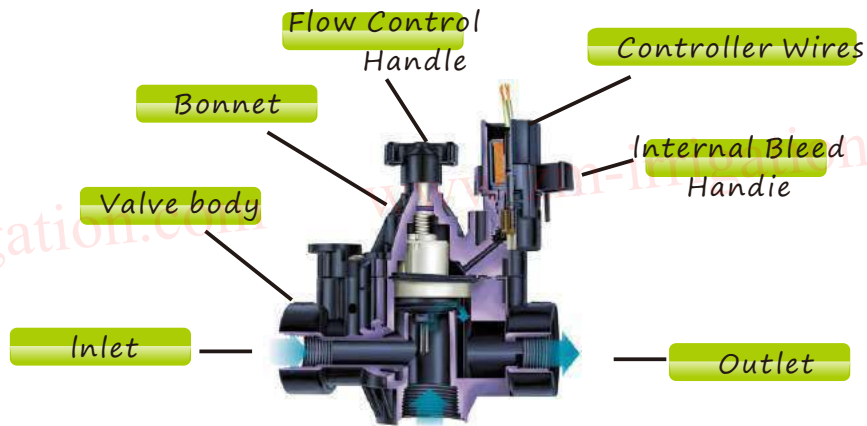
3003

Features

PVC and glass fiber reinforced nylon construction
Manual internal bleed operates the valve
Slow closing to protect the system in a better way
Non-rising flow control handle
Globe and angle configuration for flexibility in design and installation

Electrical Specifications

Power: 24 VAC 50/60 Hz (cycles/sec) solenoid
Inrush current: 0.41 A (9.84 VA) at 60 Hz
Holding current: 0.28 A (6.72 VA) at 60 Hz
Coil resistance: 30-39 Ohms



Features

- Glass fiber reinforced nylon body
- Manual internal bleed operates the valve
- Slow closing to protect the system in a better way
- Non-rising flow control handle

Operating Range

- Pressure: 10.15 to 203 psi (0.7 to 14 bar)
- Flow: 5 -308 gpm (1.14 to 70 m³/h; 19 to 1166 l/m)

Electrical Specifications

- Power: 24 VAC 50/60 Hz (cycles/sec) solenoid
- Inrush current: 0.41 A (9.84 VA) at 60 Hz
- Holding current: 0.28 A (6.72 VA) at 60 Hz
- Coil resistance: 30-39 Ohms



3004



3005



Features

- Glass fiber reinforced nylon body
- Manual internal bleed operates the valve
- Slow closing to protect the system in a better way
- Non-rising flow control handle

Operating Range

- Pressure: 9 to 150 psi (0.62 to 10.34 bar)
- Flow: 5 -704 gpm (1.14 to 160 m³/h; 19 to 2667 l/m)

Electrical Specifications

- Power: 24 VAC 50/60 Hz (cycles/sec) solenoid
- Inrush current: 0.41 A (9.84 VA) at 60 Hz
- Holding current: 0.28 A (6.72 VA) at 60 Hz
- Coil resistance: 30-39 Ohms

Models

Models	Sizes
3075-DV	¾" Female
3100-DV	1" Female
3001	1" Female
3002	1½" Female
3003	2" Female
3004	3" Female
3005	4" Female

Product Dimensions

Models	Height	Length	Width
3075-DV	5 13/16" (13.2cm)	4 9/16" (11.1cm)	3 17/84" (8.3cm)
3100-DV	5 13/16" (13.2cm)	4 9/16" (11.1cm)	3 17/84" (8.3cm)
3001	7 ¼" (18.4cm)	5 ½" (14.0cm)	3 ¼" (8.3cm)
3002	8" (20.3cm)	6 ¾" (17.2cm)	3 ½" (8.9cm)
3003	10" (25.4cm)	7 ¾" (19.7cm)	5" (12.7cm)
3004	10" (25.4cm)	9" (23.0cm)	6 ¼" (16.0cm)
3005	13 ½" (33.5cm)	17 ¼" (43.8cm)	9 9/16" (23.8cm)



**SMART IRRIGATION,
CREATE GREEN LIVES!**

YUYAO XINTUO IRRIGATION EQUIPMENT CO., LTD.
YUYAO SUN-RAINMAN IRRIGATION EQUIPMENT FACTORY
YOU CHE QIAO #12, LONGNAN VILLAGE, ZHANGTINGTOWN,
YUYAO CITY, ZHEJIANG PROVINCE, CHINA 315400

TEL: 0086-574-6298 3163
FAX: 0086-574-6298 3828
www.zm-irrigation.com
Http://sun-rainman.en.alibaba.com